

Basic variation

	Order no.	Colour	Description	Qty.
	<input type="checkbox"/> 3220-00SW		CESA size 1 (20")	1 pc.
	<input type="checkbox"/> 3221-00SW		CESA size 2 (22")	1 pc.
	<input type="checkbox"/> 3222-00SW		CESA size 3 (24")	1 pc.
with	<input type="checkbox"/> 3220-21SW	052	Seat panel	01 1 set incl.
or	<input type="checkbox"/> 3220-2199		Without Seat panel	1 set
	<input type="checkbox"/> 3220-2110		Mounting set for custom made seat panel	1 set
with	<input type="checkbox"/> 3220-31SW		Back base "rigid" (back height 20)	02 1 set incl.
or	<input type="checkbox"/> 3220-32SW		Back base "rigid" (back height 25)	1 set incl.
or	<input type="checkbox"/> 3220-33SW		Back base "rigid" (back height 30)	1 set incl.
or	<input type="checkbox"/> 3220-34SW		Back base "rigid" (back height 35)	1 set incl.
or	<input type="checkbox"/> 3220-35SW		Back base "foldable & angle adjustable" (back height 20) (Upcharge)	03 1 set
or	<input type="checkbox"/> 3220-36SW		Back base "foldable & angle adjustable" (back height 25) (Upcharge)	1 set
or	<input type="checkbox"/> 3220-37SW		Back base "foldable & angle adjustable" (back height 30) (Upcharge)	1 set
or	<input type="checkbox"/> 3220-38SW		Back base "foldable & angle adjustable" (back height 35) (Upcharge)	1 set
(back angle 80-105 ° in 5 cm steps)				
with	<input type="checkbox"/> 3220-51SW		Back panel in frame color (back height 20) SW24-36 only	04 1 set incl.
or	<input type="checkbox"/> 3220-52SW		Back panel in frame color (back height 25)	1 set incl.
or	<input type="checkbox"/> 3220-53SW		Back panel in frame color (back height 30)	1 set incl.
or	<input type="checkbox"/> 3220-54SW		Back panel in frame color (back height 35)	1 set incl.
or	<input type="checkbox"/> 3220-56SW		Nylon back cover (back height 25-35*)	05 1 set incl.
or	<input type="checkbox"/> 3220-57SW		Nylon back cover (back height 30-40*)	1 set incl.
or	<input type="checkbox"/> 3220-58SW		Nylon back cover (back height 35-40*)	1 set incl.
* height adjustment only with 3251-2175 or 3261-5102				
or	<input type="checkbox"/> 3220-5199		Without back panel or back cover	1 set
	<input type="checkbox"/> 3220-5110		Mounting set for custom made back panel	1 set
with	<input type="checkbox"/> 3221-48SW		Pipe bracket footrest standard *	06 1 set incl.
or	<input type="checkbox"/> 3221-41SW		Footrest system standard, one piece, angle adjustable, fixed	07 1 set incl.
or	<input type="checkbox"/> 3221-43SW		Footrest system, one piece, angle adjustable, foldable** (Upcharge)	08 1 set
or	<input type="checkbox"/> 3221-45SW		Single foot plate footrest system, angle adjustable, foldable** (Upcharge)	09 1 pair
or	<input type="checkbox"/> 3221-46SW		Footrest system, one piece, angle adjustable, for short LLL*** (Upcharge)	10 1 set
or	<input type="checkbox"/> 3221-47SW		Footrest system, one piece, angle adjustable, for short LLL*** (Upcharge)	1 set
* from SW 30, ** from SW 28, *** only up to SW 36				
or	<input type="checkbox"/> 3221-40SW		Footrest system, one piece foot plate, fold backwards	11 1 set
	<input type="checkbox"/> 3220-880x	346	Calf strap with upholstery, length according to seat width	12 1 set
	<input type="checkbox"/> 3220-7300		Tie down kit (minimum back rest height 30) *	13 1 set
	<input type="checkbox"/> 3274-7301		Back rest extension (with back panel only)	1 set
	<input type="checkbox"/> 3274-7370	346	Cushion for back rest extension (Upcharge)	1 pc
* Use with back rest extension if there is no support for shoulder and head mounted in the transport vehicle.				
with	<input type="checkbox"/> 3275-52SW		Push-bar	14 1 pc
or	<input type="checkbox"/> 3275-54SW		Push bar "wide"	15 1 pc
or	<input type="checkbox"/> 3275-53SW		Push-handles	16 1 pc
or	<input type="checkbox"/> 3281-5200		Push handles displaced to the back, height adjustable	17 1 pc
or	<input type="checkbox"/> 3281-5203		Single push handles, foldable	18 1 pc
	<input type="checkbox"/> 3251-2175		Teleskopik tubes, plugged into in back tubes for back height adjustment (from BH 25) *	19 1 set
* only in connection with push-bar, push-handles or one hand push-handle				
or	<input type="checkbox"/> 3261-5102		Single push handle, plugged into in back tubes (from BH 25)	20 1 set
or	<input type="checkbox"/> 3281-5201		Standard single push handles 90°, size 1	21 1 set
or	<input type="checkbox"/> 3281-5202		Standard single push handles 90°, size 2	1 set
or	<input type="checkbox"/> 3275-5502		One hand push-handle delta form (max. SW 36)	22 1 pc

Brakes, fender

	Order no.	Colour Description	Qty.	
with	<input type="checkbox"/> 3275-1750	HOGGI light sport brake	23	1 set incl.
or	<input type="checkbox"/> 3221-1700	Standard brakes CESA		1 set incl.
with		Clothes cover		1 set incl.
or	<input type="checkbox"/> 3275-160x	Fender (Upcharge)	24	1 set
or	<input type="checkbox"/> 3275-169x	Fender with integrated wheel lock levers (Upcharge)	25	1 set
with	<input type="checkbox"/> 3276-160x	Fender with height adjustable and detachable arm rests (Upcharge)	26	1 set
or	<input type="checkbox"/> 3276-169x	Fender with integrated brake system and with height adjustable and detachable arm rests (Upcharge)	27	1 set
with	<input type="checkbox"/> 7000-0051	PU-Armrest pads, 235 mm long		1 pair incl.
or	<input type="checkbox"/> 7000-0052	PU-Armrest pads, 270 mm long		1 pair incl.
	<input type="checkbox"/> 3240-8202	Therapy tray size 2, SW 24 and 26 cm **	28	1 pc
	<input type="checkbox"/> 3240-8203	Therapy tray size 3, SW 28, 30 and 32 cm **		1 pc
	<input type="checkbox"/> 3240-8204	Therapy tray size 4, SW 34, 36 and 38 cm **		1 pc
	<input type="checkbox"/> 3240-8205	Therapy tray size 5, SW 40, 42 and 44 cm **		1 pc

** only in conjunction with arm rests

Aluminium fender

	Order no.	Colour Description	Qty.	
with	<input type="checkbox"/> 3277-1604	Wheel guards aluminum in frame color, 20-24"	29	1 set
or	<input type="checkbox"/> 3278-1604	Wheel guards aluminum in frame color, 20-24" with height adj. and detachable arm rests	30	1 set
or	<input type="checkbox"/> 3277-1605	Wheel guards aluminum in frame color, 20-24", wide for 3° camber		1 set
or	<input type="checkbox"/> 3278-1605	Wheel guards aluminum in frame color 20-24" with height adj. a. detach. arm rests, wide for 3° camber		1 set
or	<input type="checkbox"/> 3277-1694	Wheel guards aluminum in frame color 20-24" with integrated wheel lock levers	31	1 set
or	<input type="checkbox"/> 3278-1694	Wheel guards alu. frame color 20-24"with integrated brake system, height adjust. detachable Armrests	32	1 set
or	<input type="checkbox"/> 3277-1695	Wheel guards aluminum in frame color 20-24" with integrated wheel lock levers, wide for 3° camber		1 set
or	<input type="checkbox"/> 3278-1695	Wheel guards ALU fr-color 20-24"with integ. brake sys., height adjust. detach. Armrests, wide for 3° camber		1 set

Rear wheels

	Order no.	Colour Description	Qty.	
with	<input type="checkbox"/> 1296-0xxx	Rear wheel HOGGI light	33	1 set incl.
or	<input type="checkbox"/> 1297-1xxx	Rear wheel HOGGI light with drum brakes* (Upcharge)	34	1 set
		*in combination with push-bar or push-handles		
with	<input type="checkbox"/> 129x-x2xx	20" wheel diameter		1 set incl.
or	<input type="checkbox"/> 129x-x3xx	22" wheel diameter		1 set incl.
or	<input type="checkbox"/> 129x-x4xx	24" wheel diameter		1 set incl.
with	<input type="checkbox"/> 129x-xx1x	Pneumatic tires 1"		1 set incl.
or	<input type="checkbox"/> 129x-xx2x	Flat free tires (20x1 3/8", 22x1" and 24x1")		1 set incl.
with	<input type="checkbox"/> 129x-xxx0	Without push-rims		
or	<input type="checkbox"/> 129x-xxx1	Push rims aluminium anodised, "standard" mounting	35	1 set incl.
or	<input type="checkbox"/> 129x-xxx2	Push rims aluminium anodised, "high" mounting	36	1 set incl.
or	<input type="checkbox"/> 129x-xxx3	Push rims stainless steel, "standard" mounting (Upcharge)	37	1 set
or	<input type="checkbox"/> 129x-xxx4	Push rims stainless steel, "high" mounting (Upcharge)	38	1 set
with		<input type="checkbox"/> Push-rim mounting "narrow"		
or		<input type="checkbox"/> Push-rim mounting "wide"		

Rear wheels

	Order no.	Colour Description		Qty.
or	<input type="checkbox"/> 1204-1155	Closed ergonomic hand rims 22 ", black anodized, for Hoggi-light wheels	(Upcharge)	69 1 Set
or	<input type="checkbox"/> 1204-1156	Closed ergonomic hand rims 24 ", black anodized, for Hoggi-light wheels	(Upcharge)	1 Set
with	<input type="checkbox"/> 1204-106X	"HOGGI Grip Plus" hand rim inserts black, for closed ergonomic hand rims	(Upcharge)	70 1 Set
	<input type="checkbox"/> 1204-114X	Aluminum hand rim with plastic anti-slip coating, black, standard mounting *	(Upcharge)	67 1 pair
	<input type="checkbox"/> 1204-114X	Aluminum hand rim with plastic anti-slip coating, black, high mounting *	(Upcharge)	1 pair
* only in combination with HOGGI light rear wheels				
with	<input type="checkbox"/> 1296-4211	Pneumatic wheel 20x1" HOGGI Extra light *	(Upcharge)	39 1 set
with	<input type="checkbox"/> 1296-4311	Pneumatic wheel 22x1" HOGGI Extra light *	(Upcharge)	1 set
or	<input type="checkbox"/> 1296-4411	Pneumatic wheel 24x1" HOGGI Extra light *	(Upcharge)	1 set
* incl. black alu push-rim				

Spoke guards // Old motifs // Sale

	Order no.	Colour Description		Qty.
	<input type="checkbox"/> 1204-101x	Spoke guard, transparent *		40 1 set
	<input type="checkbox"/> 1204-101x	Spoke guard, transparent, for drum brakes wheels *		1 set
	<input type="checkbox"/> 1204-101x	Spoke guard, printed **	(Sale)	41 1 set
	<input type="checkbox"/> 1204-101x	Spoke guard, printed, for drum brakes **	(Sale)	1 set
* Motifs 2021 only possible in combination with 1204-2001-XXX				
** please enter code of your print design see attachment or brochure "spoke guard" // Only while stocks last!				
*** printed spoke guards are not available for 20" wheels				

Spoke guards // New motifs 2021 (with 10% dealer discount)

	Order no.	Colour Description	Qty.	Price €
	<input type="checkbox"/> 1204-2001-000	Spoke guard Special interior foiling, single-coloured according to customer requirements ^{1 2}	1 set	
	<input type="checkbox"/> 1204-2001-2XX	Spoke guard Special interior foiling, printed ^{1 3}	1 set	
	<input type="checkbox"/> 1204-2001-SA	Spoke guard Special interior foiling, printed according to customer requirements ¹		Price on request
¹ only in combination with transparent spoke guard				
² please specify RAL tone				
³ Spoke guard motif selectable in "Order form spoke-guards" (available on the website)				

Front castors

with/or: Please select only one version!

	Order no.	Colour Description		Qty.	
with	<input type="checkbox"/> 1250-1002S	Wheel with rubber tire, black 100 x 32 mm *		42 1 set	incl.
or	<input type="checkbox"/> 1250-1003S	Wheel with rubber tire, black 125 x 32 mm		1 set	incl.
or	<input type="checkbox"/> 1250-1005S	Wheel with rubber tire, black 140 x 40 mm		1 set	incl.
or	<input type="checkbox"/> 1249-1005	Skater wheel with LED 100 x 24 mm *	(Upcharge)	43 1 set	
or	<input type="checkbox"/> 1249-1006	Skater wheel with LED 125 x 24 mm	(Upcharge)	1 set	
or	<input type="checkbox"/> 1221-1003	PU-wheel with plastic design rim 100 x 34 mm*	(Upcharge)	44 1 set	
or	<input type="checkbox"/> 1221-1004	PU-wheel with plastic design rim 125 x 34 mm	(Upcharge)	1 set	
* 100 mm wheels not with camber 3°					

Accessories

	Order no.	Colour Description	Qty.
<input type="checkbox"/>	3220-1801	Anti tip, swingaway, assembly left	45 1 pc.
<input type="checkbox"/>	3220-1802	Anti tip, swingaway, assembly right	1 pc.
<input type="checkbox"/>	3275-1803	Tip assist left	46 1 pc.
<input type="checkbox"/>	3275-1804	Tip assist right	1 pc.
<input type="checkbox"/>	3275-1910	Bumper wheels *	47 1 pc.
* not in combination with outdoor front end			
<input type="checkbox"/>	1204-101x	Push-rim cover, silicone black fluted	48 1 set
<input type="checkbox"/>	3222-1xSW	Seat width extension kit of 2 cm, "rigid" back base, back height <input type="checkbox"/> 6 = BH 20, <input type="checkbox"/> 7 = BH 25, <input type="checkbox"/> 8 = BH 30, <input type="checkbox"/> 9 = BH 35	1 set
<input type="checkbox"/>	3229-1xSW	Seat width extension kit of 2 cm, "foldable" back base, back height <input type="checkbox"/> 6 = BH 20, <input type="checkbox"/> 7 = BH 25, <input type="checkbox"/> 8 = BH 30, <input type="checkbox"/> 9 = BH 35	1 set
<input type="checkbox"/>	3201-6400	Ankle hugger, size 1	49 1 pair
<input type="checkbox"/>	3203-6400	Ankle hugger, size 2	1 pair
<input type="checkbox"/>	3220-6100	Lap belt, black for rigid back base only	50 1 pc.
<input type="checkbox"/>	3220-6101	Lap belt, black for angle adj. back base only	1 pc.
<input type="checkbox"/>	3220-6702	4-Point lap belt, size S (SW 24 - 30)	51 1 pc.
<input type="checkbox"/>	3220-6703	4-Point lap belt, size M (SW 28 - 36)	1 pc.
<input type="checkbox"/>	3220-6704	4-Point lap belt, size L (SW 34 - 42)	1 pc.
<input type="checkbox"/>	3251-7600	Edge protector for back rest tubes with nylon back cover	52 1 Set

Accessoires for Seat- and Back panel

	Order no.	Colour Description	Qty.
<input type="checkbox"/>	3231-7800	346 Abduction block size 1, swing away, detachable, (9 x 6 x 9 cm)*	53 1 set
<input type="checkbox"/>	3231-7900	346 Abduction block size 2 swing away, detachable, (11 x 8 x 10 cm)*	1 set
<input type="checkbox"/>	3233-7800	346 Abduction block size 3 swing away, detachable, (12 x 9 x 10 cm)*	1 set
* only with seat panel 3220-21SW			
<input type="checkbox"/>	3220-71SW	346 Seat cushion; 3 cm thick	54 1 pc.
<input type="checkbox"/>	3276-7100	346 Back cushion for back panel, 2,5 cm thick	55 1 pc.
with <input type="checkbox"/>	2240-1505	MDP pad holder swing away and detachable for attachment to round tube D25 mm, left side	56 1 pc.
with <input type="checkbox"/>	2240-1506	MDP pad holder swing away and detachable for attachment to round tube D25 mm, right side	1 pc.
or <input type="checkbox"/>	2240-1405	MDP pad holder fixed for attachment to round tube D25 mm, left/right side	57 1 pc.
with <input type="checkbox"/>	2240-1461	346 MDP trunk support size 1 (8 x 10 x 2 cm), cover black	58 1 pc.
or <input type="checkbox"/>	2240-1462	346 MDP trunk support size 2 (10 x 12 x 2 cm), cover black	1 pc.
or <input type="checkbox"/>	2240-1463	346 MDP trunk support size 3 (12 x 13 x 2 cm), cover black	1 pc.
or <input type="checkbox"/>	2240-1471	MDP trunk support curved size 1 (6 x 11,5 x 2,5 cm), PU w/o cover	59 1 pc.
or <input type="checkbox"/>	2240-1472	MDP trunk support curved size 2 (8 x 14 x 2,5 cm), PU w/o cover	1 pc.
<input type="checkbox"/>	3201-3830	Universal headrest bracket (3245-7800 or third-party product) *	60 1 pc.
<input type="checkbox"/>	3245-7800	306 Headrest with occiput upholstery	61 1 pc.
* starting from backrest height 30 cm			
<input type="checkbox"/>	3200-0401	Belt routing as a T-strap above the shoulders	62 1 pc.

Custom-made

	Order no.	Colour Description	Qty.
<input type="checkbox"/>	3220-80SW	346 Contoured seat cushion with cover, black, SW 24 - 32	63 1 pc.
<input type="checkbox"/>	3220-80SW	346 Contoured seat cushion with cover, black, SW 34 - 44	1 pc.
<input type="checkbox"/>	3275-7200	346 "HOGGI align" Contoured back cushion, black	64 1 pc.
<input type="checkbox"/>	SA-0286/2-KP	Abduction block 30 mm height extension kit *	1 set
* only in combination with abduction block and contoured seat cushion			
<input type="checkbox"/>	SA-0210-MP	Special Frame colour, RAL code only (Upcharge)	1 pc.
<input type="checkbox"/>	6999-0014	060 Special Frame colour, Copper Gold (Upcharge)	1 pc.
<input type="checkbox"/>	6999-0017	Castor forks and camber adapter powder coated according to customer requirements * (no glitter) (Upcharge)	1 set
<input type="checkbox"/>	SA-0279/5-KP	CESA outdoor front end *	65 1 pc.
* additional costs for retrofitting			
<input type="checkbox"/>	SA-0619/2-KP	Mounting adapter for Outdoor front end aid for "phil & teds" sibling seat or universal car seat adapter	66 1 set
<input type="checkbox"/>	SA-0390	Upholstery in special colour *	
* please enter colour code or upholstery code respectively			

Custom-made

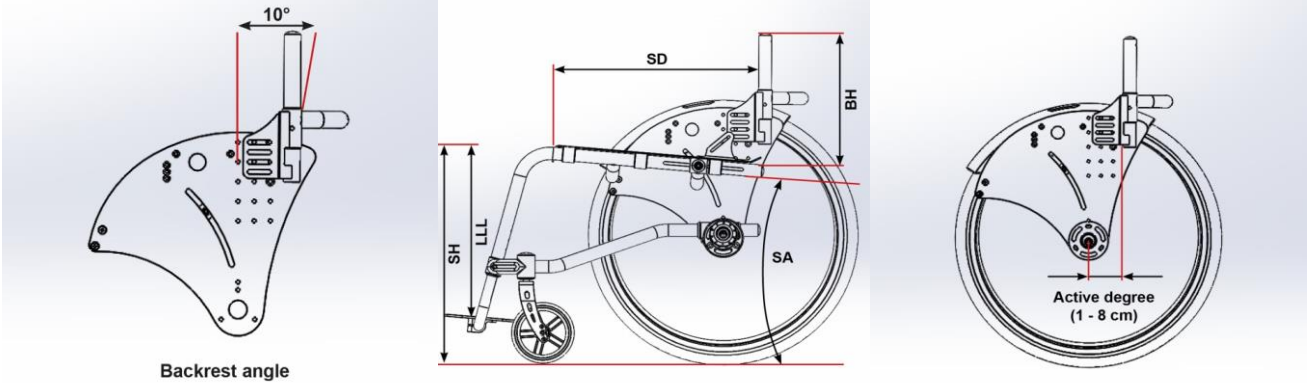
	Order no.	Colour Description		Qty.
<input type="checkbox"/>	SA-0572-F-MP	Plastic anti-slip coating in custom colour: Pure white (RAL 9010), Silver grey (RAL 7001), Sky blue (RAL 5015), Traffic red (RAL 3020), Pure orange (RAL 2004)* (Upcharge)	68	1 pair
		* only in combination with HOGGI light rear wheels		
<input type="checkbox"/>	SA-0093-MP	Maxgrepp Original cell rubber coated push rims (Upcharge)	71	1 set
<input type="checkbox"/>	SA-0094-MP	Maxgrepp Ergo Para (closed push rims) (Upcharge)	72	1 set
<input type="checkbox"/>	SA-0095-MP	Maxgrepp Ergo Para CP (advanced closed push rims) (Upcharge)	73	1 set
<input type="checkbox"/>	SA-0528-MP	Preparation for electric drive Alber "e-fix" (Upcharge)		1 set
<input type="checkbox"/>	SA-0528/1-MP	Tie down kit in combination with auxiliary drives (Upcharge)		1 set
<input type="checkbox"/>	SA-0528/2-MP	Preparation for electric drive Alber "Twion, e-motion" (Upcharge)	74	1 set
<input type="checkbox"/>	SA-0315/7-MP	Reconstruction CESA for ProActiv One hand drive (Upcharge)	75	1 pc.
<input type="checkbox"/>	SA-0505-MP	Locking of the integrated brake (Upcharge)	76	1 pc.
<input type="checkbox"/>	SA-0594	Carbon fender (Upcharge)	77	Price on request

Frame colours

001 Black (RAL 9005)	020 Yellow green (RAL 6018)	028 Pearl violet (RAL 4011)	056 Turquoise blue (RAL 5018)
002 Silver	021 Grey aluminium (RAL 9007)	029 Pearl beige (RAL 1035)	057 Iron sparkling dark light
003 Pearl ruby red (RAL 3032)	022 White (RAL 9003)	032 Black dull matt (RAL 9005M)	058 Salmon orange (RAL 2012)
004 Pearl night blue (RAL 5026)	023 Pure orange (RAL 2004)	039 Signal violet (RAL 4008)	059 Pastel blue (RAL 5024)
005 Pearl gentian blue (RAL 5025)	024 Sparkling iron effect	040 Night blue (RAL 5022)	061 Light pink (RAL 3015)
017 Traffic yellow (RAL 1023)	025 Signal blue (RAL 5005)	050 White matt (RAL 9003)	064 Olive green (RAL 6003)
018 Flame red (RAL 3000)	026 Vermillion (RAL 2002)	053 Light green (RAL 6027)	065 Raspberry red (RAL 3027)
019 Skyblue (RAL 5015)	027 Heather violet (RAL 4003)	054 Ocean blue (RAL 5020)	066 Pastel green (RAL 6019)

SA-0210-MP Special colours on request (Enter RAL code Upcharge

How to measure, active degree and back angle



SH = Seat height LLL = Lower leg length SD = Seat depth BH = Backrest height SA = Seat angle

(All measurements are without seat or back rest upholstery)

Seat height and lower leg length

CESA Seat height and Lower leg length depending on frame size							
Frame size	SH	Foot rest versions					
		3221-41SB	3221-43SB	3221-45SB	3221-46SB	3221-47SB	3221-40SB
		Footrest system one piece angle adjustable fixed	Footrest system one piece angle adjustable foldable	Footrest system two piece angle adjustable foldable	Footrest system one piece angle adjustable for short LLL	Footrest system one piece angle adjustable for short LLL	Footrest system one piece fold backwards
CESA size 1 (SA 5°)	36	27 - 33	27 - 33	27 - 33	15 - 22	19 - 25	27 - 34
	38	27 - 35	27 - 35	27 - 35	15 - 24	19 - 27	27 - 36
	40	27 - 37	27 - 37	27 - 37	15 - 26	19 - 29	27 - 38
	42	27 - 39	27 - 39	27 - 39	15 - 28	19 - 31	27 - 40
CESA size 2 (SA 5°)	37	30 - 34	30 - 34	30 - 34	19 - 24	23 - 27	30 - 35
	39	30 - 36	30 - 36	30 - 36	19 - 26	23 - 29	30 - 37
	41	30 - 38	30 - 38	30 - 38	19 - 28	23 - 31	30 - 39
	43	30 - 40	30 - 40	30 - 40	19 - 30	23 - 33	30 - 41
CESA size 3 (SA 5°)	45	30 - 42	30 - 42	30 - 42	19 - 32	23 - 35	30 - 43
	41	34 - 40	34 - 40	34 - 40	23 - 28	27 - 32	34 - 41
	43	34 - 42	34 - 42	34 - 42	23 - 30	27 - 34	34 - 43
	45	34 - 44	34 - 44	34 - 44	23 - 32	27 - 36	34 - 45
CESA size 3 (SA 5°)	47	34 - 44	34 - 44	34 - 44	23 - 34	27 - 38	34 - 45
	49	34 - 46	34 - 46	34 - 46	23 - 36	27 - 40	34 - 47

Seat width, seat depth and active degree

CESA Seat depth range depending on seat width and active degree (AD)														
	AD	Seat width (cm)												
		24	26	28	30	32	34	36	38	40	42	44		
CESA size 1 (SH 38, SA 5°)	1	24-30	24-32	26-34	28-36									
	2	25-30	25-32	26-34	28-36									
	3	26-30	26-32	26-34	28-36									
	4	27-30	27-32	27-34	28-36									
	5	28-30	28-32	28-34	28-36									
	6	29-30	29-32	29-34	29-36									
	7	30-30	30-32	30-34	30-36									
	8		31-32	31-34	31-36									
CESA size 2 (SH 41, SA 5°)	1		26-32	26-34	28-36	30-38	32-40	34-42						
	2		26-32	26-34	28-36	30-38	32-40	34-42						
	3		27-32	27-34	28-36	30-38	32-40	34-42						
	4		28-32	28-34	28-36	30-38	32-40	34-42						
	5		29-32	29-34	29-36	30-38	32-40	34-42						
	6		30-32	30-34	30-36	30-38	32-40	34-42						
	7		31-32	31-34	31-36	31-38	32-40	34-42						
	8		32	32-34	32-36	32-38	32-40	34-42						
CESA size 3 (SH 45, SA 5°)	1				32-36	32-38	32-40	34-42	36-44	38-46	40-48	42-48		
	2				32-36	32-38	32-40	34-42	36-44	38-46	40-48	42-48		
	3				32-36	32-38	32-40	34-42	36-44	38-46	40-48	42-48		
	4				33-36	33-38	33-40	34-42	36-44	38-46	40-48	42-48		
	5				34-36	34-38	34-40	34-42	36-44	38-46	40-48	42-48		
	6				35-36	35-38	35-40	35-42	36-44	38-46	40-48	42-48		
	7				36	36-38	36-40	36-42	36-44	38-46	40-48	42-48		
	8					38	37-40	37-42	37-44	38-46	40-48	42-48		

Upholstery colours

- | | | | | |
|------------------|---------------------------------|-------------------------|---------------------------|-------------------------|
| 346 Black | 321 Spacer fabric, black | (special colour) | 348 Grey Soft | (special colour) |
| | 347 Berry Soft | (special colour) | 349 Turquoise Soft | (special colour) |

All HOGGI upholstery are made from flame retardant Trevira CS. Exception spacer fabric (321).

Spoke guard print design (for detailed images see attachment or brochure "spoke guard")

Colour code

201	HOGGI blue	205	Train
202	Wonderland	206	Dragon
203	Mouse	207	Circus
204	Water world		



CONFIGURATIONS // ACCESSORIES // CESA




01 Seat panel



02 Back base, rigid



03 Back base, foldable and angle adjustable



04 Back panel in frame color




05 Nylon back cover



06 Pipe bracket footrest standard



07 Footrest system, one piece



08 Footrest system, foldable



09 Footrest system, two piece



10 Footrest system, one piece, for short LLL



11 One piece foot plate, fold backwards



12 Calf strap with upholstery



13 Tie down kit



14 Push-bar



15 Push bar „wide“



16 Push-handles



17 Push handles displaced to the back



18 Single push handles, foldable



19 Teleskopik tubes



20 Single push handles



21 Single push handles 90°



22 One hand push-handle delta form



23 HOGGI light sport brake



24 Fender



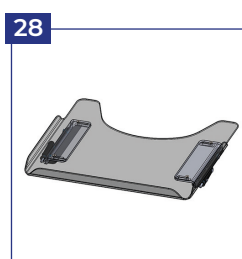
25 Fender with integrated brake system



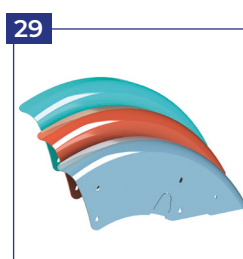
26 Fender with arm rests



27 Fender with arm rests & integrated brake system



28 Therapy tray



29 Aluminium fender



30 Aluminium fender with arm rests

CONFIGURATIONS // ACCESSORIES // CESA



31 Aluminium fender with integr. brake system



32 Aluminium fender with brake and arm rests



33 Rear wheel HOGGI light



34 Rear wheel HOGGI light with drum brakes



35 Push rims aluminium anodised, standard



36 Push rims aluminium anodised, high




37 Push rims stainless steel



38 Push rims stainless, high



39 HOGGI Extra light



40 Spoke guard, transparent



41 Spoke guard, printed



42 Wheel with rubber tire



43 Skater wheel with LED



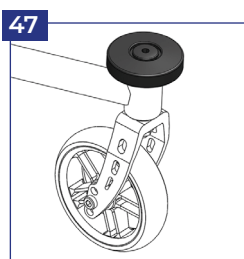
44 PU-wheel with plastic design rim



45 Anti tip



46 Tip assist



47 Bumper wheels



48 Push-rim cover



49 Ankle hugger



50 Lap belt




51 4-Point lap belt



52 Edge protector



53 Abduction block



54 Seat cushion



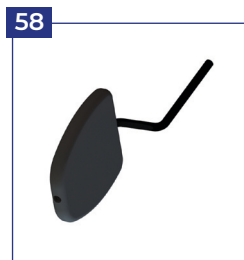
55 Back cushion



56 MDP pad holder swing away and detachable



57 MDP pad holder fixed



58 MDP trunk support



59 MDP trunk support curved



60 Universal headrest bracket

CONFIGURATIONS // ACCESSORIES // CESA



61 Headrest with occiput upholstery



62 Belt routing as a T-strap



63 Contoured seat cushion with cover



64 „HOGGI align“ Contoured back cushion




65 Outdoor front end



66 Mounting adapter for Outdoor front end



67 Aluminum hand rim with plastic anti-slip coating



68 Aluminum hand rim with plastic anti-slip coating



69 Closed ergonomic hand rims



70 HOGGI Grip Plus



71 Maxgrepp Original push rims



72 Maxgrepp Ergo Para push rims




73 Maxgrepp Ergo Para CP push rims



74 Preparation for electric drive „TWION“



75 Preparation for one-hand drive „ProActive“



76 Locking of the integrated brake



77 Carbon fender