



CLEO Active-wheelchair for children

Crash tested according to ISO 7176-19 and RESNA WC-4:2012: Section 19

Order form incl. Exportprices (€) valid until revoked, release date 07/2025

Basic configuration inclusive:

- Seat- and back panel
- Clothes cover
- Footrest hanger 90°
- **HOGGI** light rear wheels
- **HOGGI** light brake **CLEO**

Price:

☐ Offer

☐ Order

Order number / reference

Date

Invoice address

Company

Customer number

Street

City, Zip code

E-Mail

Telephone

Fax

Delivery address

Company

Street

City, Zip code



Basic configuration

- Powder coated aluminium frame with growth capacity
- **3 frame sizes:**
- Size 1: Seat width (SW) 24 - 30 cm in 2 cm steps
- Size 2: Seat width (SW) 24 - 34 cm in 2 cm steps
- Size 3: Seat width (SW) 26 - 34 cm in 2 cm steps
- Seat heights: 29 cm - 46 cm
- Seat angle: 0,5° - 11,5°
- Footrest hanger 90° inclusive ABS-footrest

- Backrest angle: -10° to +10°
- Seat- and back panel
- Clothes cover
- **HOGGI** light rear wheels inclusive push rims
- **HOGGI** light wheel locks
- Camber 6°, 9° or 12°
- Load capacity: 60 kg

Minimum information (Without this information your order can not be handled.)

Frame colour (Please see table „frame colours“)

Seat width in cm ☐ 24 ☐ 26 ☐ 28 ☐ 30 ☐ 32 ☐ 34

Camber in degree ☐ 6° (3274-1292) ☐ 9° (3274-1293) ☐ 12° (3274-1294)

Seat height * (29 - 46 cm)

Seat angle * (0,5° - 11,5°)

* Please see attachment of "seat measurements"

Presettings

(Without this information your order can not be handled.)

Seat depth (SD) ¹ (22 - 46 cm)

Lower leg length (LLL) (13 - 36 cm)

Backrest angle ² (-10 to +10)

Active degree ³ (0 - 8 cm) Comfort degree (-5 to 3 cm)

¹ Please see table seat measurements

² Angle compared to the vertical line

³ Please see drawing "active degree"

At missing specification we will adjust to middle sized measurements

Basic variation

with/or: Please select only one version! SW=Seat width

| | Order no. | Colour Description | Qty. | Price € |
|--|---|---|-----------------|---------|
| | <input type="checkbox"/> 3274-00SW | CLEO size 1 (20") | 1 pc. | |
| with | <input type="checkbox"/> 3274-1420 | Base plates, aluminum size 1, black coated | 01 1 set | incl. |
| or | <input type="checkbox"/> 3274-1410 | Base plates, carbon * (Upcharge) | 02 1 set | |
| or | <input type="checkbox"/> 3274-1430 | Base plates alu "Comfort" long wheelbase ** | 03 1 set | incl. |
| | <input type="checkbox"/> 3275-00SW | CLEO size 2 (22") | 1 pc. | |
| with | <input type="checkbox"/> 3275-1420 | Base plates, aluminum size 2, black coated | 01 1 set | incl. |
| or | <input type="checkbox"/> 3275-1410 | Base plates, carbon * (Upcharge) | 02 1 set | |
| or | <input type="checkbox"/> 3275-1430 | Base plates alu "Comfort" long wheelbase ** | 03 1 set | incl. |
| | <input type="checkbox"/> 3276-00SW | CLEO size 3 (24") | 1 pc. | |
| with | <input type="checkbox"/> 3276-1420 | Base plates, aluminum size 3, black coated | 01 1 set | incl. |
| or | <input type="checkbox"/> 3276-1410 | Base plates, carbon * (Upcharge) | 02 1 set | |
| or | <input type="checkbox"/> 3276-1430 | Base plates alu "Comfort" long wheelbase ** | 03 1 set | incl. |
| * can not be combined with tie down kit | | | | |
| ** reduction of the active degree by 5 cm | | | | |
| with | <input type="checkbox"/> 3274-25SW | Back base "rigid" with back panel, back height 20 | 04 1 set | incl. |
| or | <input type="checkbox"/> 3274-26SW | Back base "rigid" with back panel, back height 25 | 1 set | incl. |
| or | <input type="checkbox"/> 3274-27SW | Back base "rigid" with back panel, back height 30 | 1 set | incl. |
| or | <input type="checkbox"/> 3274-28SW | Back base "rigid" with back panel, back height 35 | 1 set | incl. |
| with | <input type="checkbox"/> 3276-26SW | Back base "reclinable", foldable with back panel, back height 25 (Upcharge) | 05 1 set | |
| or | <input type="checkbox"/> 3276-27SW | Back base "reclinable", foldable with back panel, back height 30 (Upcharge) | 1 set | |
| or | <input type="checkbox"/> 3276-28SW | Back base "reclinable", foldable with back panel, back height 35 (Upcharge) | 1 set | |
| or | <input type="checkbox"/> 3276-41SW | Back base "reclinable", foldable with back panel, back height 40 (Upcharge) | 1 set | |
| please specify angle adjustment range: | | | | |
| <input type="checkbox"/> 75°-95° <input type="checkbox"/> 85°-105° <input type="checkbox"/> 95° - 115° | | | | |
| with | <input type="checkbox"/> 3274-7300 | Tie down kit (minimum back rest height 30) * | 06 1 set | |
| or | <input type="checkbox"/> 3274-7301 | Back rest extension | 07 1 set | |
| | <input type="checkbox"/> 3274-7370 | 346 Cushion for back rest extension (Upcharge) | 08 1 pc | |
| * Use with back rest extension or head support if there is no support for shoulder and head mounted in the transport vehicle. | | | | |
| with | <input type="checkbox"/> 3275-52SW | Push-bar | 09 1 pc. | |
| or | <input type="checkbox"/> 3275-54SW | Push bar "wide" | 10 1 pc. | |
| or | <input type="checkbox"/> 3275-53SW | Push-handles | 11 1 pc | |
| or | <input type="checkbox"/> 3275-5502 | One hand push-handle delta form (max. SW 36) | 12 1 pc | |

Brakes, fender

(Without this information your order can not be handled.)

| | Order no. | Colour Description | Qty. | Price € |
|---|------------------------------------|---|-----------------|---------|
| with | <input type="checkbox"/> 3275-1750 | HOGGI light sport brake | 13 1 set | incl. |
| or | <input type="checkbox"/> 3221-1700 | Standard brakes CLEO | 14 1 set | incl. |
| with | | Clothes cover | 1 set | incl. |
| or | <input type="checkbox"/> 3275-160x | Fender | 15 1 set | |
| or | <input type="checkbox"/> 3275-169x | Fender with integrated brake system | 16 1 set | |
| with | <input type="checkbox"/> 3276-160x | Fender with height adjustable and detachable arm rests | 17 1 set | |
| or | <input type="checkbox"/> 3276-169x | Fender with integrated brake system and with height adjustable and detachable arm rests | 18 1 set | |
| with | <input type="checkbox"/> 7000-0051 | PU-Armrest pads, 235 mm long | 1 pair | incl. |
| or | <input type="checkbox"/> 7000-0052 | PU-Armrest pads, 270 mm long | 1 pair | incl. |
| | <input type="checkbox"/> 3240-8202 | Therapy tray size 2, SW 24 and 26 cm * | 19 1 pc | |
| | <input type="checkbox"/> 3240-8203 | Therapy tray size 3, SW 28, 30 and 32 cm * | 1 pc | |
| | <input type="checkbox"/> 3240-8204 | Therapy tray size 4, SW 34 * | 1 pc | |
| * only in conjunction with arm rests | | | | |

Aluminium fender

| | Order no. | Colour Description | Qty. |
|------|------------------------------------|--|-----------------|
| with | <input type="checkbox"/> 3277-1604 | Wheel guards aluminum in frame color, 20-24" | 20 1 set |
| or | <input type="checkbox"/> 3278-1604 | Wheel guards aluminum in frame color, 20-24" with height adj. and detachable arm rests | 21 1 set |
| or | <input type="checkbox"/> 3277-1694 | Wheel guards aluminum in frame color 20-24" with integrated wheel lock levers | 22 1 set |
| or | <input type="checkbox"/> 3278-1694 | Wheel guards alu. frame color 20-24" with integrated brake system, height adjust. detachable arm rests | 23 1 set |

| Rear wheels | | | | with/or: Please select only one version! | | |
|---|-----------|--------|---|--|--------|-------|
| | Order no. | Colour | Description | Qty. | Price | € |
| with <input type="checkbox"/> | 1296-0xxx | | Rear wheel HOGGI light | 1 set | incl. | |
| or <input type="checkbox"/> | 1297-1xxx | | Rear wheel HOGGI light with drum brakes* (Upcharge) | 1 set | | |
| *in combination with push-bar or push-handles | | | | | | |
| with <input type="checkbox"/> | 129x-x2xx | | 20" wheel diameter | 1 set | incl. | |
| or <input type="checkbox"/> | 129x-x3xx | | 22" wheel diameter | 1 set | incl. | |
| or <input type="checkbox"/> | 129x-x4xx | | 24" wheel diameter | 1 set | incl. | |
| with <input type="checkbox"/> | 129x-xx1x | | Pneumatic tires 1" | 24 | 1 set | incl. |
| or <input type="checkbox"/> | 129x-xx2x | | Flat free tires (20x1 3/8", 22x1" and 24x1") | 25 | 1 set | incl. |
| with <input type="checkbox"/> | 129x-xxx0 | | Without push-rims | | | |
| or <input type="checkbox"/> | 129x-xxx1 | | Push rims aluminium anodised, "standard" mounting | 26 | 1 set | incl. |
| or <input type="checkbox"/> | 129x-xxx2 | | Push rims aluminium anodised, "high" mounting | 27 | 1 set | incl. |
| or <input type="checkbox"/> | 129x-xxx3 | | Push rims stainless steel, "standard" mounting (Upcharge) | 28 | 1 set | |
| or <input type="checkbox"/> | 129x-xxx4 | | Push rims stainless steel, "high" mounting (Upcharge) | 29 | 1 set | |
| with <input type="checkbox"/> | | | <input type="checkbox"/> Push-rim mounting "narrow" | | | |
| or <input type="checkbox"/> | | | <input type="checkbox"/> Push-rim mounting "wide" | | | |
| or <input type="checkbox"/> | 1204-1155 | | Closed ergonomic hand rims 22 ", black anodized, for Hoggi-light wheels (Upcharge) | 66 | 1 Set | |
| or <input type="checkbox"/> | 1204-1156 | | Closed ergonomic hand rims 24 ", black anodized, for Hoggi-light wheels (Upcharge) | | 1 Set | |
| with <input type="checkbox"/> | 1204-106X | | "HOGGI Grip Plus" hand rim inserts black, for closed ergonomic hand rims (Upcharge) | 67 | 1 Set | |
| <input type="checkbox"/> | 1204-114X | | Aluminum hand rim with plastic anti-slip coating, black, standard mounting * (Upcharge) | 64 | 1 pair | |
| <input type="checkbox"/> | 1204-114X | | Aluminum hand rim with plastic anti-slip coating, black, high mounting * (Upcharge) | | 1 pair | |
| * only in combination with HOGGI light rear wheels | | | | | | |
| with <input type="checkbox"/> | 1296-4211 | | Pneumatic wheel 20x1" HOGGI Extra light * (Upcharge) | 30 | 1 set | |
| with <input type="checkbox"/> | 1296-4311 | | Pneumatic wheel 22x1" HOGGI Extra light * (Upcharge) | | 1 set | |
| or <input type="checkbox"/> | 1296-4411 | | Pneumatic wheel 24x1" HOGGI Extra light * (Upcharge) | | 1 set | |
| * incl. black alu push-rim | | | | | | |

Spoke guards // Old motifs // Sale

| | Order no. | Colour | Description | Qty. | Price | € |
|---|-----------|--------|--|-----------|-------|---|
| <input type="checkbox"/> | 1204-101x | | Spoke guard, transparent * | 31 | 1 set | |
| <input type="checkbox"/> | 1204-101x | | Spoke guard, transparent, for drum brakes wheels * | | 1 set | |
| <input type="checkbox"/> | 1204-101x | | Spoke guard, printed ** (Sale) | 32 | 1 set | |
| <input type="checkbox"/> | 1204-101x | | Spoke guard, printed, for drum brakes ** (Sale) | | 1 set | |
| * Motifs 2021 only possible in combination with 1204-2001-XXX | | | | | | |
| ** please enter code of your print design see attachment or brochure | | | | | | |
| "spoke guard" // Only while stocks last! | | | | | | |
| *** printed spoke guards are not available for 20" wheels | | | | | | |

Spoke guards // New motifs 2021 (with 10% dealer discount)

| | Order no. | Colour | Description | Qty. | Price | € |
|--|---------------|--------|---|-------|------------------|---|
| <input type="checkbox"/> | 1204-2001-000 | | Spoke guard Special interior foiling, single-coloured according to customer requirements ^{1 2} | 1 set | | |
| <input type="checkbox"/> | 1204-2001-2XX | | Spoke guard Special interior foiling, printed ^{1 3} | 1 set | | |
| <input type="checkbox"/> | 1204-2001-SA | | Spoke guard Special interior foiling, printed according to customer requirements ¹ | | Price on request | |
| ¹ only in combination with transparent spoke guard | | | | | | |
| ² please specify RAL tone | | | | | | |
| ³ Spoke guard motif selectable in "Order form spoke-guards" (available on the website) | | | | | | |

Front castors

| | Order no. | Colour | Description | Qty. | Price | € |
|-------------------------------|------------|--------|---|-----------|-------|-------|
| with <input type="checkbox"/> | 1250-1002S | | Wheel with rubber tire, black 100 x 32 mm | 33 | 1 set | incl. |
| or <input type="checkbox"/> | 1250-1003S | | Wheel with rubber tire, black 125 x 32 mm | | 1 set | incl. |
| or <input type="checkbox"/> | 1250-1005S | | Wheel with rubber tire, black 140 x 40 mm | | 1 set | incl. |
| or <input type="checkbox"/> | 1249-1005 | | Skater wheel with LED 100 x 24 mm (Upcharge) | 34 | 1 set | |
| or <input type="checkbox"/> | 1249-1006 | | Skater wheel with LED 125 x 24 mm (Upcharge) | | 1 set | |
| or <input type="checkbox"/> | 1221-1003 | | PU-wheel with plastic design rim 100 x 34 mm (Upcharge) | 35 | 1 set | |
| or <input type="checkbox"/> | 1221-1004 | | PU-wheel with plastic design rim 125 x 34 mm (Upcharge) | | 1 set | |

Accessories

with/or: Please select only one version! SW=Seat width

| | Order no. | Colour | Description | Qty. | Price € |
|--|-----------|--------|---|------|-------------|
| <input type="checkbox"/> | 3275-2801 | | Footrest hanger 90°, lower leg length 13-26 cm | 36 | 1 set incl. |
| <input type="checkbox"/> | 3275-2802 | | Footrest hanger 90°, lower leg length 13-36 cm * | | 1 set incl. |
| <input type="checkbox"/> | 3276-2900 | | Transfer support (not compatible with SA-0399) | 37 | 1 pc. |
| <input type="checkbox"/> | 3278-2801 | | Footrest hanger adj. 90-155°, LLL 19 - 25cm (Upcharge) | 38 | 1 Set |
| <input type="checkbox"/> | 3278-2802 | | Footrest hanger adj. 90-155°, LLL 19 - 35cm (Upcharge) | | 1 Set |
| <input type="checkbox"/> | SA-0430 | | Reinforced steel footplate-carrier (about 0,3 kg heavier) | | 1 pc. incl. |
| * applicable up from seat height 39 cm | | | | | |
| with <input type="checkbox"/> | 3275-2910 | | Footrest bracket angle adjustable, flip up type | 39 | 1 set incl. |
| or <input type="checkbox"/> | 3275-2960 | | Footrest bracket angle adjustable, with interlocking (Upcharge) | 40 | 1 set |
| with <input type="checkbox"/> | 3275-31SW | | CLEO footrest ABS, flat version * | 41 | 1 pc. incl. |
| or <input type="checkbox"/> | 3275-30SW | | CLEO footrest ABS, with heel stop * (Upcharge) | 42 | 1 pc. |
| with <input type="checkbox"/> | 3275-32SW | | CLEO footrest aluminium, flat version in frame colour * (Upcharge) | 43 | 1 pc. |
| or <input type="checkbox"/> | 3275-33SW | | CLEO footrest carbon, flat version * (Upcharge) | 44 | 1 pc. |
| * The standard footrest width is 4 cm narrower than the seat width and fits almost all settings. | | | | | |
| * Wider footrests are available on request. This can lead restrictions to changes in the settings after delivery. | | | | | |
| <input type="checkbox"/> | 3275-180x | | Anti tip, swingaway, assembly left <input type="checkbox"/> =1 or right <input type="checkbox"/> =2 | 45 | 1 pc. |
| <input type="checkbox"/> | 3275-180x | | Tip assist, assembly left <input type="checkbox"/> =3 or right <input type="checkbox"/> =4 | 46 | 1 pc. |
| <input type="checkbox"/> | 3275-1910 | | Bumper wheels | 47 | 1 pc. |
| <input type="checkbox"/> | 3231-7800 | 346 | Abduction block size 1, swing away, detachable, (9 x 6 x 9 cm) | 48 | 1 pc. |
| <input type="checkbox"/> | 3231-7900 | 346 | Abduction block size 2, swing away, detachable, (11 x 8x 10 cm) | | 1 pc. |
| <input type="checkbox"/> | 32XX-71SW | 346 | Seat cushion; 3 cm thick | 49 | 1 pc. |
| <input type="checkbox"/> | 3275-7100 | 346 | Back cushion, trough shaped, 2,5 cm thick | 50 | 1 pc. |
| <input type="checkbox"/> | 3276-7100 | 346 | Back cushion for "reclinable" back, trough shaped, 2,5 cm thick | | 1 pc. |
| <input type="checkbox"/> | 3201-3830 | | Universal headrest bracket (3245-7800 or third-party product) * | 51 | 1 pc. |
| <input type="checkbox"/> | 3245-7800 | | Headrest with occiput upholstery | 52 | 1 pc. |
| * starting from backrest height 30 cm | | | | | |
| <input type="checkbox"/> | 3200-0401 | | Belt routing as a T-strap above the shoulders | 53 | 1 pc. |
| <input type="checkbox"/> | 1204-101x | | Push-rim cover, silicone black fluted | | 1 set |
| <input type="checkbox"/> | 3275-15SW | 0XX | Seat width enlarging set (enlarging range about 2 cm) | 54 | 1 set |
| <input type="checkbox"/> | 3276-15SW | 0XX | Seat width enlarging set (2 cm) for CLEO with "reclinable" back | 55 | 1 set |
| <input type="checkbox"/> | 3201-6400 | | Ankle hugger, size 1 | 56 | 1 pair |
| <input type="checkbox"/> | 3203-6400 | | Ankle hugger, size 2 | | 1 pair |
| <input type="checkbox"/> | 3274-6100 | | Lap belt, black | 57 | 1 pc. |
| <input type="checkbox"/> | 3275-6702 | | 4-Point lap belt, size S (SW 24 - 30) | 58 | 1 pc. |
| <input type="checkbox"/> | 3275-6703 | | 4-Point lap belt, size M (SW 28 - 36) | | 1 pc. |

Custom-made

| | Order no. | Colour | Description | Qty. | Price € |
|--|----------------|--------|---|------|---------|
| <input type="checkbox"/> | 3274-80SW | 346 | Contoured seat cushion with cover, black, SW 24 -32 | 59 | 1 pc. |
| <input type="checkbox"/> | 3274-80SW | 346 | Contoured seat cushion with cover, black, SW 34 | | 1 pc. |
| <input type="checkbox"/> | 3275-7200 | 346 | "HOGGI align" Contoured back cushion, black | 60 | 1 pc. |
| <input type="checkbox"/> | SA-0286/2-KP | | Abduction block 30 mm height extension kit * | | 1 set |
| * only in combination with abduction block and contoured seat cushion | | | | | |
| <input type="checkbox"/> | SA-0210-MP | | Special Frame colour, RAL code only (Upcharge) | | 1 pc. |
| <input type="checkbox"/> | 6999-0014 | 060 | Special Frame colour, Copper Gold (Upcharge) | | 1 pc. |
| <input type="checkbox"/> | 6999-0015 | | CLEO component parts in various colours according to customer requirements * Price per colour | | |
| * please note colours of all component parts below | | | | | |
| <input type="checkbox"/> | 6999-0017 | | Powder coated castor forks and both adapter for camber colour according to customer requirements * | | 1 set |
| <input type="checkbox"/> | SA-0279/4-KP | | CLEO outdoor front end * | 61 | 1 pc. |
| <input type="checkbox"/> | SA-0627/4-KP | | CLEO outdoor front end as device carrier variant* | 62 | 1 pc. |
| <input type="checkbox"/> | SA-0627/4.1-KP | | CLEO outdoor front end as device carrier variant for CLEO with parallel abduction* | | 1 pc. |
| * additional costs for retrofitting | | | | | |
| * only possible with two anti tippers (3275-1801 + 3275-1802). | | | | | |
| * not compatible with 327X-1410 (base plates carbon) | | | | | |
| <input type="checkbox"/> | 6999-1026 | | Frame prepared for Outdoor front end | | 1 pc. |
| <input type="checkbox"/> | SA-0619/4 | | Mounting adapter for Outdoor front end aid for "phil & teds" sibling seat or universal car seat adapter | 63 | 1 set |

Custom-made

| | Order no. | Colour Description | | Qty. | Price € |
|-------------------------------------|--------------|--|----|--------|------------------|
| <input type="checkbox"/> | SA-0390 | Upholstery in special colour * | | | Price on request |
| | | * please enter colour code or upholstery code respectively | | | |
| <input type="checkbox"/> | SA-0572-F-MP | Plastic anti-slip coating in custom colour: Pure white (RAL 9010), Silver grey (RAL 7001), Sky blue (RAL 5015), Traffic red (RAL 3020), Pure orange (RAL 2004)* (Upcharge) | 65 | 1 pair | |
| | | * only in combination with HOGGI light rear wheels | | | |
| <input type="checkbox"/> | SA-0093-MP | Maxgrepp Original cell rubber coated push rims (Upcharge) | 68 | 1 Set | |
| <input type="checkbox"/> | SA-0094-MP | Maxgrepp Ergo Para (closed push rims) (Upcharge) | 69 | 1 Set | |
| <input type="checkbox"/> | SA-0095-MP | Maxgrepp Ergo Para CP (advanced closed push rims) (Upcharge) | 70 | 1 Set | |
| <input type="checkbox"/> | SA-0384-MP | CLEO frame with parallel abduction (Upcharge) | 71 | 1 Set | |
| <input type="checkbox"/> | SA-0394-MP | Coupling of two CLEOs one behind the other (Upcharge) | 72 | 1 Set | |
| <input type="checkbox"/> | SA-0410-Min | Preparation for electric drive "TWION" from Alber | | | Price on request |
| <input type="checkbox"/> | SA-0410/2-MP | Preparation for electric drive "e-fix" from Alber (Only together with armrests, for the joystick) (Upcharge) | 73 | 1 pc. | |
| <input type="checkbox"/> | SA-0315/4-MP | Preparation for assembly of the one-hand drive of "ProActiv" (Upcharge) | 74 | 1 pc. | |
| <input type="checkbox"/> | SA-0158-KP | Calf upholstery suitable to SW (Upcharge) | | 1 pc. | |
| <input type="checkbox"/> | SA-0427-MP | One-hand push bar with ratchet joint (Upcharge) | 75 | 1 Set | |
| <input type="checkbox"/> | 3246-68SB | "CLEO Standard" trunk supports (Upcharge) | 76 | 1 Set | |
| <input type="checkbox"/> | SA-0370/1-MP | Mounting adaption for CLEO angle and height adjustable trunk supports (Upcharge) | | 1 Set | |
| <input checked="" type="checkbox"/> | 3007-770X | CLEO angle and height adjustable trunk supports (Upcharge) | 77 | 1 Set | |
| | | <input type="checkbox"/> size 1 (8 x 10 x 2 cm) | | | |
| | | <input type="checkbox"/> size 2 (10 x 12 x 2 cm) | | | |
| | | <input type="checkbox"/> size 3 (12 x 13 x 2 cm) | | | |
| <input type="checkbox"/> | SA-0370-MP | Mounting adaptation for Stealth "Nino" trunk supports (Upcharge) | 78 | | Price on request |
| <input type="checkbox"/> | SA-0505-MP | Locking of the integrated brake (Upcharge) | 79 | 1 pc. | |
| <input type="checkbox"/> | SA-0594 | Carbon fender (Upcharge) | 80 | | Price on request |

Custom-made Dynamic back base (not released for transport)

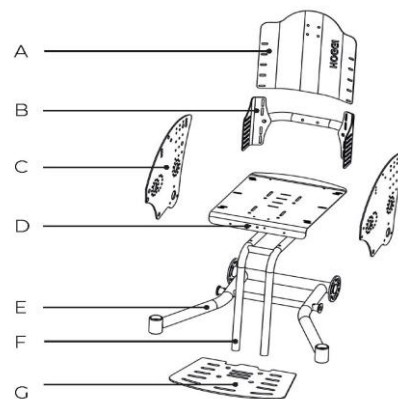
| | Order no. | Colour Description | | Qty. | Price € |
|-------------------------------------|--------------|---|----|--------|---------|
| <input type="checkbox"/> | SA-0552/1-MP | Dynamic package in addition to back base angle adjustable from back height 30 | 81 | 1 Set | |
| <input checked="" type="checkbox"/> | SA-0431-MP | CLEO Back panel reinforced version | 82 | 1 Set | |
| | | | | total | |
| <input type="checkbox"/> | SA-0552/2-MP | Dynamic package to CLEO Ti from back height 30 | 83 | 1 Set | |
| <input checked="" type="checkbox"/> | SA-0431-MP | CLEO Back panel reinforced version | 84 | 1 Set | |
| <input checked="" type="checkbox"/> | SA-0555 | CLEO Ti seat adapter reinforced steel version | 84 | 1 pair | |
| | | | | total | |

Extra equipment

| | Order no. | Colour Description | | Qty. | Price € |
|--------------------------|-----------|--|----|-------|---------|
| <input type="checkbox"/> | 3275-3100 | CLEO trailer coupling for a "BOBBY-CAR" trailer | | 1 pc. | |
| <input type="checkbox"/> | SA-0366 | Children name as film plot (23 x 95 mm) for sticking onto the back panel, Font: Calibri, film plot colour black or white | | 1 pc. | |
| <input type="checkbox"/> | 7000-0199 | "Cosies" Thermofleece hand warmer for companion | 85 | 1 set | |

Custom made 6999-0015 component parts in various colours

| | Position | Colour | Component parts |
|--------------------------|----------|--------|-----------------------|
| <input type="checkbox"/> | A | | Back panel |
| <input type="checkbox"/> | B | | Back base |
| <input type="checkbox"/> | C | | Sideplates, aluminium |
| <input type="checkbox"/> | D | | Seat panel |
| <input type="checkbox"/> | E | | Frame |
| <input type="checkbox"/> | F | | Footrest hanger |
| <input type="checkbox"/> | G | | Footrest, aluminium |



Upholstery codes

| | | | | | | | |
|------------|-------|------------|----------------------|-------------------------|------------|----------------|-------------------------|
| 346 | Black | 321 | Spacer fabric, black | (special colour) | 348 | Grey Soft | (special colour) |
| | | 347 | Berry Soft | (special colour) | 349 | Turquoise Soft | (special colour) |

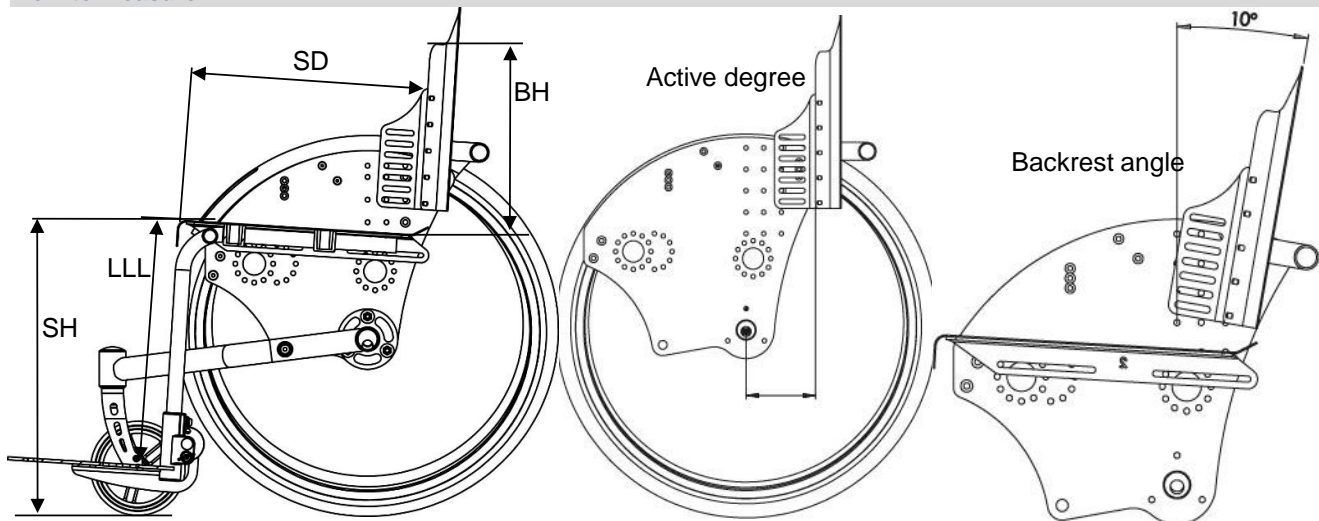
All HOGGI upholstery are made from flame retardant Trevira CS. Exception spacer fabric (**321**).

Frame colours

| | | | |
|--|--------------------------------------|--|--------------------------------------|
| 001 Black (RAL 9005) | 020 Yellow green (RAL 6018) | 028 Pearl violet (RAL 4011) | 056 Turquoise blue (RAL 5018) |
| 002 Silver | 021 Grey aluminium (RAL 9007) | 029 Pearl beige (RAL 1035) | 057 Iron sparkling dark light |
| 003 Pearl ruby red (RAL 3032) | 022 White (RAL 9003) | 032 Black dull matt (RAL 9005M) | 058 Salmon orange (RAL 2012) |
| 004 Pearl night blue (RAL 5026) | 023 Pure orange (RAL 2004) | 039 Signal violet (RAL 4008) | 059 Pastel blue (RAL 5024) |
| 005 Pearl gentian blue (RAL 5025) | 024 Sparkling iron effect | 040 Night blue (RAL 5022) | 061 Light pink (RAL 3015) |
| 017 Traffic yellow (RAL 1023) | 025 Signal blue (RAL 5005) | 050 White matt (RAL 9003) | 064 Olive green (RAL 6003) |
| 018 Flame red (RAL 3000) | 026 Vermillion (RAL 2002) | 053 Light green (RAL 6027) | 065 Raspberry red (RAL 3027) |
| 019 Sky blue (RAL 5015) | 027 Heather violet (RAL 4003) | 054 Ocean blue (RAL 5020) | 066 Pastel green (RAL 6019) |

SA-0210-MP Special colours on request (Enter RAL code **Upcharge**

How to measure



SH = Seat height **LLL** = Lower leg length **SD** = seat depth **BH** = Backrest height

Seat measurements

| Seat width (SW) | 24 | 26 | 28 | 30 | 32 | 34 |
|--------------------------|-------|-------|-------|-------|-------|-------|
| Seat depth standard (SD) | 22-30 | 24-32 | 26-34 | 28-36 | 30-38 | 32-40 |
| Seat depth long (SD) | 28-36 | 30-38 | 32-40 | 34-42 | 36-44 | 38-46 |

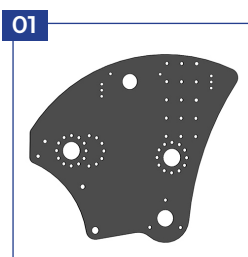
| Frame size 1 20" rear wheels | | | | | Frame size 2 22" rear wheels | | | | | Frame size 3 24" rear wheels | | | | |
|---------------------------------|------------|-----|------|------|---------------------------------|------------|-----|------|------|---------------------------------|------------|-----|-----|------|
| SH | Seat angle | | | | SH | Seat angle | | | | SH | Seat angle | | | |
| 29,0 | 2,5 | 3,5 | | | 32,0 | 2,5 | 3,5 | | | 36,0 | 2,5 | 3,0 | | |
| 29,5 | 0,5 | 3,5 | 4,5 | | 32,5 | 0,5 | 3,5 | 4,0 | | 36,5 | 0,5 | 3,0 | 4,0 | |
| 30,0 | 3,5 | 6,5 | 7,0 | | 33,0 | 3,5 | 6,0 | 6,5 | | 37,0 | 3,0 | 6,0 | 6,5 | |
| 31,5 | 3,5 | 8,0 | 10,5 | 11,0 | 34,5 | 3,5 | 7,5 | 10 | | 38,5 | 3,0 | 7,0 | 9,5 | 10,0 |
| 32,5 | 0,5 | 3,5 | 8,5 | | 35,5 | 0,5 | 3,5 | 7,5 | 11,5 | 39,5 | 0,5 | 3,0 | 7,5 | 11,0 |
| 33,5 | 2,5 | 3,5 | | | 36,5 | 2,5 | 3,5 | | | 40,5 | 2,5 | 3,0 | | |
| 34,0 | 0,5 | 3,5 | 4,5 | | 37,0 | 0,5 | 3,5 | 4,0 | | 41,0 | 0,5 | 3,0 | 4,0 | |
| 35,0 | 3,5 | 6,5 | 7,0 | | 38,0 | 3,5 | 6,0 | 6,5 | | 42,0 | 3,0 | 6,0 | 6,5 | |
| 36,0 | 3,5 | 8,0 | 10,5 | 11,0 | 39,0 | 3,5 | 7,5 | 10,0 | | 43,0 | 3,0 | 7,0 | 9,5 | 10,0 |
| 37,5 | 0,5 | 3,5 | 8,0 | | 40,5 | 3,5 | 7,5 | 11,5 | | 44,5 | 0,5 | 3,0 | 7,5 | 11,0 |
| 38,5 | 2,0 | 3,5 | 7,0 | | 41,5 | 2,0 | 3,5 | 7,0 | 11,5 | 45,5 | 2,0 | 3,0 | 6,5 | 10,5 |
| 39,0 | 3,5 | 5,0 | 9,0 | | 42,0 | 3,5 | 5,0 | 8,5 | | 46,0 | 3,0 | 4,5 | 8,0 | |




Colour code

| | | | |
|-----|-------------------|-----|--------|
| 201 | HOGGI blue | 205 | Train |
| 202 | Wonderland | 206 | Dragon |
| 203 | Mouse | 207 | Circus |
| 204 | Water world | | |

CONFIGURATIONS // ACCESSORIES // CLEO



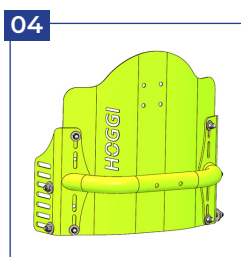
Base plates, aluminium



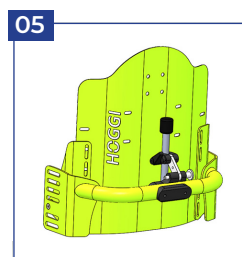
Base plates, carbon



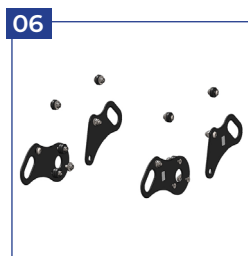
Base plates „Comfort“
long wheelbase



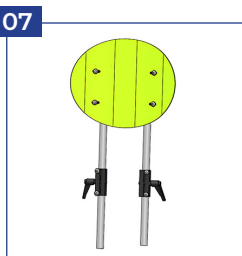
Back base with back
panel, rigid




Back base with back
panel, reclining



Tie down kit



Back rest extension



Cushion for
back rest extension



Push-bar



Push bar „wide“



Push-handles



One hand push-handle
delta form



HOGGI light sport brake



Standard brakes



Fender



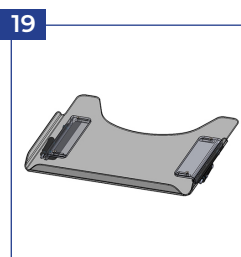
Fender with integrated
brake system



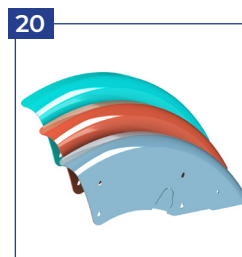
Fender with arm rests



Fender with arm rests
and integr. brake system



Therapy tray



Aluminium fender



Aluminium fender with
arm rests



Aluminium fender with
brake and arm rests



Aluminium fender with
integr. brake system



Pneumatic tires



Pneumatic tires and
drum brake



Polyurethane tires



Polyurethane tires and
drum brake



Push rims aluminium
anodised, standard



Push rims aluminium
anodised, high



Push rims stainless steel,
standard

CONFIGURATIONS // ACCESSORIES // CLEO



Push rims stainless steel, high



HOGGI Extra light



Spoke guard, transparent



Spoke guard, printed



Wheel with rubber tire



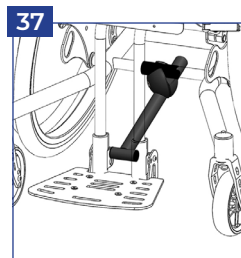
Skater wheel with LED



PU-wheel with plastic design rim



Footrest hanger 90°




Transfer support



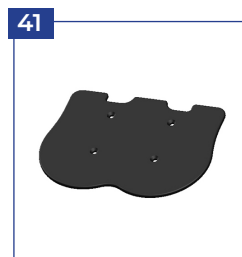
Adjustable footrest hanger 90-155°



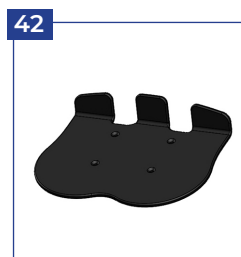
Footrest bracket



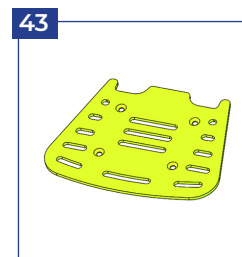
Footrest bracket with interlocking



ABS, flat version



ABS with heel stop



Footrest: Aluminium in frame colour



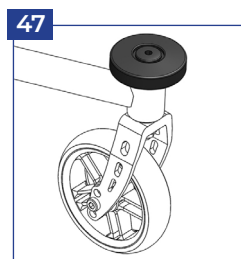
Footrest: carbon



Anti tip




Tip assist



Bumper wheels



Abduction block



Seat cushion




Back cushion



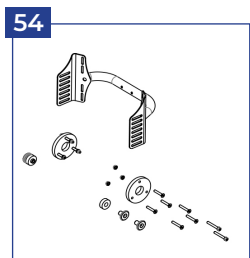
Universal headrest bracket



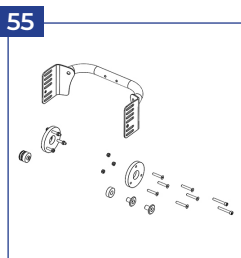
Headrest with occiput upholstery



Belt routing as a T-strap



Seat width enlarging set



Seat width enlarging set for reclinable back



Ankle hugger



Lap belt



4-Point lap belt

CONFIGURATIONS // ACCESSORIES // CLEO



69 Contoured seat cushion with cover



60 „HOGGI align“ Contoured back cushion



61 Outdoor front end




62 Outdoor front end as device carrier variant



63 Mounting adapter for Outdoor front end



64 Aluminum hand rim with plastic anti-slip coating



65 Aluminum hand rim with plastic anti-slip coating




66 Closed ergonomic hand rims



67 HOGGI Grip Plus



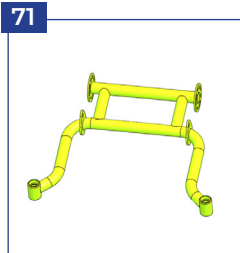
68 Maxgrepp Original push rims



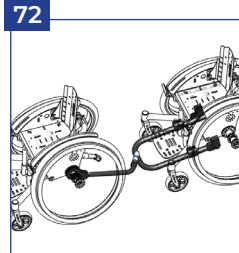
69 Maxgrepp Ergo Para push rims



70 Maxgrepp Ergo Para CP push rims



71 CLEO frame with parallel abduction



72 Coupling of two CLEOs one behind the other



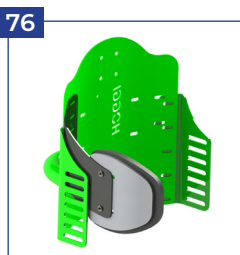
73 Electric drive „e-fix“



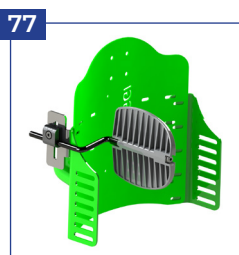
74 One-hand drive of „ProActiv“



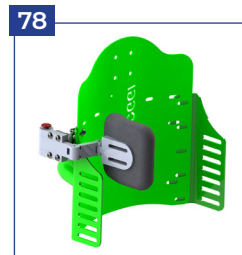
75 One-hand push bar with ratchet join



76 Standard trunk supports



77 Angle and height adjustable trunk supports



78 Stealth „Nino“ trunk supports




79 Locking of the integrated brake



80 Carbon fender



81 Dynamic package CLEO



82 Back panel reinforced version



83 Dynamic package CLEO Ti



84 Back panel & seat adapter reinforced version



85 „Cosies“ Thermofleece hand warmer