



CLEO Ti Active-wheelchair for children

Crash tested according to ISO 7176-19 and RESNA WC-4:2012: Section 19

Basic configuration inclusive:

- Seat- and back panel
- Footrest hanger 90°
- Footrest ABS
- HOGGI light rear wheels
- HOGGI light brake CLEO

Price:

Order form incl. Exportprices (€) valid until revoked, release date 07/2025

<input type="checkbox"/> Offer	<input type="checkbox"/> Order
Order number / reference	Date
<input type="text"/>	
Invoice address	
Company	Costumer number
<input type="text"/>	<input type="text"/>
Street	City, Zip Code
<input type="text"/>	<input type="text"/>
E-Mail	Telephone
<input type="text"/>	<input type="text"/>
Fax	
<input type="text"/>	
Delivery address	
Company	
<input type="text"/>	
Street	City, Zip Code
<input type="text"/>	<input type="text"/>



Basic configuration

- Powder coated aluminium frame with growth capacity
- 3 frame sizes:
 - Size 1: Seat width (SW) 24 - 30 cm in 2 cm steps
 - Size 2: Seat width (SW) 24 - 34 cm in 2 cm steps
 - Size 3: Seat width (SW) 26 - 34 cm in 2 cm steps
- Convertible to other seat widths
- Seat heights front: 38 cm to 48 cm
- Footrest hanger 90° incl. ABS-footrest
- Backrest angle: -5° to +35°
- Seat- and back panel
- Clothes cover
- **HOGGI** light rear wheels inclusive push rims
- **HOGGI** light wheel locks
- Camber: 6°, 9° or 12°
- Load capacity: 60 kg

Minimum information (Without this information your order can not be handled.)

Frame colour	<input type="text"/>	(Please see table "frame colours")
Seat width (cm)	<input type="checkbox"/> 24 <input type="checkbox"/> 26 <input type="checkbox"/> 28 <input type="checkbox"/> 30 <input type="checkbox"/> 32 <input type="checkbox"/> 34	
Camber	<input type="checkbox"/> 6° (3274-1292) <input type="checkbox"/> 9° (3274-1293) <input type="checkbox"/> 12° (3274-1294)	
Seat height (cm)	<input type="text"/>	(38 - 48) see table „seat measurements“

Presettings

Seat depth (SD) ¹	<input type="text"/>	(22 - 46 cm)	Lower leg length (LLL)	<input type="text"/>	(13 - 36 cm)
Backrest angle ²	<input type="text"/>	(-5° to +35°)			
Active degree ³	<input type="text"/>	(0 - 8 cm)			

¹ Please see table seat measurements ² Angle compared to the vertical line
At missing specification we will adjust to middle sized measurements

³ Please see drawing "active degree"

Basic variation

	Order no.	Colour	Description	Qty	Price €
	<input type="checkbox"/> 3277-00SW		CLEO Ti size 1 (20")	1 pc	
	<input checked="" type="checkbox"/> SA-0399		CLEO Ti 45° tilt in space (-5° to +45°) (Upcharge)	01 1 set	
with	<input type="checkbox"/> 3277-1420		Base plates, aluminum size 1, black coated	02 1 set	incl.
or	<input type="checkbox"/> 3277-1430		Base plates alu "Comfort" long wheelbase **	03	incl.
	<input checked="" type="checkbox"/> 3275-1801		Anti tip, swivels away, assembly left	04 1 pc	
	<input checked="" type="checkbox"/> 3275-1802		Anti tip, swivels away, assembly right	1 pc	
	<input type="checkbox"/> 3278-00SW		CLEO Ti size 2 (22")	1 pc	
	<input checked="" type="checkbox"/> SA-0399		CLEO Ti 45° tilt in space (-5° to +45°) (Upcharge)	04 1 set	
with	<input type="checkbox"/> 3278-1420		Base plates, aluminum size 2, black coated	02 1 set	incl.
or	<input type="checkbox"/> 3278-1430		Base plates alu "Comfort" long wheelbase **	03 1 set	incl.
	<input checked="" type="checkbox"/> 3275-1801		Anti tip, swivels away, assembly left	04 1 pc	
	<input checked="" type="checkbox"/> 3275-1802		Anti tip, swivels away, assembly right	1 pc	
	<input type="checkbox"/> 3279-00SW		CLEO Ti size 3 (24")	1 pc	
	<input checked="" type="checkbox"/> SA-0399		CLEO Ti 45° tilt in space (-5° to +45°) (Upcharge)	01 1 set	
with	<input type="checkbox"/> 3279-1420		Base plates, aluminum size 3, black coated	02 1 set	incl.
or	<input type="checkbox"/> 3279-1430		Base plates alu "Comfort" long wheelbase **	03 1 set	incl.
			** reduction of the active degree by 5 cm	1 set	
	<input checked="" type="checkbox"/> 3275-1801		Anti tip, swivels away, assembly left	04 1 pc	
	<input checked="" type="checkbox"/> 3275-1802		Anti tip, swivels away, assembly right	1 pc	
with	<input type="checkbox"/> 3279-26SW		Back base "angle adjustable" with back panel, back height 25	05 1 set	incl.
or	<input type="checkbox"/> 3279-27SW		Back base "angle adjustable" with back panel, back height 30	1 set	incl.
or	<input type="checkbox"/> 3279-28SW		Back base "angle adjustable" with back panel, back height 35	1 set	incl.
or	<input type="checkbox"/> 3279-29SW		Back base "angle adjustable" with back panel, back height 40	1 set	incl.
			please specify angle adjustment range:		
			<input type="checkbox"/> 75° - 95° <input type="checkbox"/> 85° - 105° <input type="checkbox"/> 95° - 115°		
with	<input type="checkbox"/> 3274-7300		Tie down kit (minimum back rest height 30) *	06 1 set	
or	<input type="checkbox"/> 3274-7301		Back rest extension	07 1 set	
	<input type="checkbox"/> 3274-7370	346	Cushion for back rest extension, black (Upcharge)	08 1 pc	
			* Use with back rest extension or head support if there is no support for shoulder and head mounted in the transport vehicle.		
with	<input type="checkbox"/> 3278-52SW		Push-bar	09 1 pc	
or	<input type="checkbox"/> 3278-54SW		Push-bar "wide"	10 1 pc	
or	<input type="checkbox"/> 3278-53SW		Push-handles	11 1 pc	
or	<input type="checkbox"/> 3275-5502		One hand push-handle delta form (max. SW 36)	12 1 pc	

Brakes, fender

	Order no.	Colour	Description	Qty	Price €
with	<input type="checkbox"/> 3275-1750		HOGGI light sport brake	13 1 set	incl.
or	<input type="checkbox"/> 3221-1700		Standard brakes CLEO Ti	14 1 set	incl.
with			Clothes cover	1 set	incl.
or	<input type="checkbox"/> 3275-160x		Fender	15 1 set	
or	<input type="checkbox"/> 3275-169x		Fender with integrated brake system	16 1 set	
or	<input type="checkbox"/> 3276-160x		Fender with height adjustable and detachable arm rests	17 1 set	
or	<input type="checkbox"/> 3276-169x		Fender with integrated brake system and with height adjustable and detachable arm rests	18 1 set	
with	<input type="checkbox"/> 7000-0051		PU-Armrest pads, 235 mm long	1 pair	incl.
or	<input type="checkbox"/> 7000-0052		PU-Armrest pads, 270 mm long	1 pair	incl.
	<input type="checkbox"/> 3240-8202		Therapy tray size 2, SW 24 and 26 cm *	19 1 pc	
	<input type="checkbox"/> 3240-8203		Therapy tray size 3, SW 28, 30 and 32 cm *	1 pc	
	<input type="checkbox"/> 3240-8204		Therapy tray size 4, SW 34 *	1 pc	
			* only in conjunction with arm rests		

Aluminum fender

	Order no.	Colour	Description	Qty	Price €
with	<input type="checkbox"/> 3277-1604		Wheel guards aluminum in frame color, 20-24"	20 1 set	
or	<input type="checkbox"/> 3278-1604		Wheel guards aluminum in frame color, 20-24" with height adj. and detachable arm rests	21 1 set	
or	<input type="checkbox"/> 3277-1694		Wheel guards aluminum in frame color 20-24" with integrated wheel lock levers	22 1 set	
or	<input type="checkbox"/> 3278-1694		Wheel guards alu. frame color 20-24" with integrated brake system, height adjust. detachable arm rests	23 1 set	

Rear wheels

	Order no.	Colour	Description	Qty	Price €
with	<input type="checkbox"/>	1296-0xxx	Rear wheel HOGGI light	1 set	incl.
or	<input type="checkbox"/>	1297-1xxx	Rear wheel HOGGI light with drum brakes* (Upcharge)	1 set	
			*in combination with push-bar or push-handles	1 set	
with	<input type="checkbox"/>	129x-xx1x	Pneumatic tires 1"	24 1 set	incl.
or	<input type="checkbox"/>	129x-xx2x	Flat free tires (20x1 3/8", 22x1" and 24x1")	25 1 set	incl.
with	<input type="checkbox"/>	129x-xxx0	Without push-rims	1 set	
or	<input type="checkbox"/>	129x-xxx1	Push rims aluminium anodised, "standard" mounting	26 1 set	incl.
or	<input type="checkbox"/>	129x-xxx2	Push rims aluminium anodised, "high" mounting	27 1 set	incl.
or	<input type="checkbox"/>	129x-xxx3	Push rims stainless steel, "standard" mounting (Upcharge)	28 1 set	
or	<input type="checkbox"/>	129x-xxx4	Push rims stainless steel, "high" mounting (Upcharge)	29 1 set	
with			<input type="checkbox"/> Push-rim mounting "narrow"	1 set	
or			<input type="checkbox"/> Push-rim mounting "wide"	1 set	
or	<input type="checkbox"/>	1204-1155	Closed ergonomic hand rims 22 ", black anodized, for Hoggi-light wheels (Upcharge)	62 1 set	
or	<input type="checkbox"/>	1204-1156	Closed ergonomic hand rims 24 ", black anodized, for Hoggi-light wheels (Upcharge)	1 set	
or	<input type="checkbox"/>	1204-106X	"HOGGI Grip Plus" hand rim inserts black, for closed ergonomic hand rims (Upcharge)	63 1 set	
	<input type="checkbox"/>	1204-114X	Aluminum hand rim with plastic anti-slip coating, black, standard mounting * (Upcharge)	60 1 pair	
	<input type="checkbox"/>	1204-114X	Aluminum hand rim with plastic anti-slip coating, black, high mounting * (Upcharge)	1 pair	
with	<input type="checkbox"/>	1296-4211	Pneumatic wheel 20x1" HOGGI Extra light * (Upcharge)	30 1 set	
with	<input type="checkbox"/>	1296-4311	Pneumatic wheel 22x1" HOGGI Extra light * (Upcharge)	1 set	
or	<input type="checkbox"/>	1296-4411	Pneumatic wheel 24x1" HOGGI Extra light * (Upcharge)	1 set	

* incl. black alu push-rim

Spoke guards // Old motifs // Sale

	Order no.	Colour	Description	Qty	Price €
	<input type="checkbox"/>	1204-101x	Spoke guard, transparent *	31 1 set	
	<input type="checkbox"/>	1204-101x	Spoke guard, transparent, for drum brakes wheels *	1 set	
	<input type="checkbox"/>	1204-101x	Spoke guard, printed ** (Sale)	32 1 set	
	<input type="checkbox"/>	1204-101x	Spoke guard, printed, for drum brakes ** (Sale)	1 set	

* Motifs 2021 only possible in combination with 1204-2001-XXX

** please enter code of your print design see attachment or brochure

"spoke guard" // Only while stocks last!

*** printed spoke guards are not available for 20" wheels

Spoke guards // New motifs 2021 (with 10% dealer discount)

	Order no.	Colour	Description	Qty	Price €
	<input type="checkbox"/>	1204-2001-000	Spoke guard Special interior foiling, single-coloured according to customer requirements ^{1 2}	1 set	
	<input type="checkbox"/>	1204-2001-2XX	Spoke guard Special interior foiling, printed ^{1 3}	1 set	
	<input type="checkbox"/>	1204-2001-SA	Spoke guard Special interior foiling, printed according to customer requirements ¹		Price on request

¹ only in combination with transparent spoke guard

² please specify RAL tone

³ Spoke guard motif selectable in "Order form spoke-guards" (available on the website)

Front castors

	Order no.	Colour	Description	Qty	Price €
with	<input type="checkbox"/>	1250-1002S	Wheel with rubber tire, black 100 x 32 mm	33 1 set	incl.
or	<input type="checkbox"/>	1250-1003S	Wheel with rubber tire, black 125 x 32 mm	1 set	incl.
or	<input type="checkbox"/>	1250-1005S	Wheel with rubber tire, black 140 x 40 mm	1 set	incl.
or	<input type="checkbox"/>	1249-1005	Skater wheel with LED 100 x 24 mm (Upcharge)	34 1 set	
or	<input type="checkbox"/>	1249-1006	Skater wheel with LED 125 x 24 mm (Upcharge)	1 set	
or	<input type="checkbox"/>	1221-1003	PU-wheel with plastic design rim 100 x 34 mm (Upcharge)	35 1 set	
or	<input type="checkbox"/>	1221-1004	PU-wheel with plastic design rim 125 x 34 mm (Upcharge)	1 set	

Accessories

	Order no.	Colour	Description		Qty	Price €
	<input type="checkbox"/>	3275-2801	Footrest hanger 90°, lower leg length 13-26 cm	36	1 set	incl.
	<input type="checkbox"/>	3275-2802	Footrest hanger 90°, lower leg length 13-36 cm *		1 set	incl.
	<input type="checkbox"/>	3278-2801	Footrest hanger adj. 90-155°, LLL 19 - 25cm	(Upcharge) 37	1 set	
	<input type="checkbox"/>	3278-2802	Footrest hanger adj. 90-155°, LLL 19 - 35cm	(Upcharge)	1 set	
* applicable up from seat height 39 cm						
with	<input type="checkbox"/>	3275-2910	Footrest bracket angle adjustable, flip up type	38	1 set	incl.
or	<input type="checkbox"/>	3275-2960	Footrest bracket angle adjustable, with interlocking	(Upcharge) 39	1 set	
	<input type="checkbox"/>	SA-0430	Reinforced steel footplate-carrier (about 0,3 kg heavier)		1 pc	
with	<input type="checkbox"/>	3275-31SW	CLEO footrest ABS, flat version *	40	1 pc	incl.
or	<input type="checkbox"/>	3275-30SW	CLEO footrest ABS, with heel stop *	(Upcharge) 41	1 pc	
with	<input type="checkbox"/>	3275-32SW	CLEO footrest aluminium, flat version in frame colour *	(Upcharge) 42	1 pc	
or	<input type="checkbox"/>	3275-33SW	CLEO footrest carbon, flat version *	(Upcharge) 43	1 pc	
* The standard footrest width is 4 cm narrower than the seat width and fits almost all settings. Wider footrests are available on request. This can lead restrictions to changes in the settings after delivery.						
	<input type="checkbox"/>	3275-1910	Bumper wheels	44	1 set	
	<input type="checkbox"/>	3231-7800	346 Abduction block size 1, swing away, detachable, (9 x 6 x 9 cm)	45	1 pair	
	<input type="checkbox"/>	3231-7900	346 Abduction block size 2, swing away, detachable, (11 x 8 x 10 cm)		1 pair	
	<input type="checkbox"/>	32XX-71SW	346 Seat cushion; 3 cm thick	46	1 pc	
	<input type="checkbox"/>	3276-7100	346 Back cushion for "reclinable" back, trough shaped, 2,5 cm thick	47	1 pc	
	<input type="checkbox"/>	3201-3830	Universal headrest bracket (3245-7800 or third-party product) *	48	1 pc	
	<input type="checkbox"/>	3245-7800	346 Headrest with occiput upholstery	49	1 pc	
* starting from backrest height 30 cm						
	<input type="checkbox"/>	3200-0401	Belt routing as a T-strap above the shoulders	50	1 pc	
	<input type="checkbox"/>	1204-101x	Push-rim cover, silicone black fluted		1 set	
	<input type="checkbox"/>	3278-15SW	CLEO-Ti extension kit of 2 cm	51	1 set	
	<input type="checkbox"/>	3201-6400	Ankle hugger, size 1	52	1 pair	
	<input type="checkbox"/>	3203-6400	Ankle hugger, size 2		1 pair	
	<input type="checkbox"/>	3274-6100	Lap belt, black	53	1 pc	
	<input type="checkbox"/>	3275-6702	4-Point lap belt, size S (SW 24 - 30)	54	1 pc	
	<input type="checkbox"/>	3275-6703	4-Point lap belt, size M (SW 28 - 36)		1 pc	

Custom-made

	Order no.	Colour	Description		Qty	Price €
	<input type="checkbox"/>	3274-80SW	346 Contoured seat cushion with cover, black, SW 24 -32	55	1 pc	
	<input type="checkbox"/>	3274-80SW	346 Contoured seat cushion with cover, black, SW 34		1 pc	
	<input type="checkbox"/>	3275-7200	346 "HOGGI align" Contoured back cushion, black	56	1 pc	
	<input type="checkbox"/>	SA-0286/2-KP	Abduction block 30 mm height extension kit *		1 set	
* only in combination with abduction block and contoured seat cushion						
	<input type="checkbox"/>	SA-0210-MP	Special Frame colour, RAL code only	(Upcharge)	1 pc	
	<input type="checkbox"/>	6999-0014	060 Special Frame colour, Copper Gold	(Upcharge)	1 pc	
	<input type="checkbox"/>	6999-0015	CLEO component parts in various colours according to customer requirements *		Per colour	
* please note colours of all component parts below						
	<input type="checkbox"/>	6999-0017	Powder coated castor forks and both adapter for camber colour according to customer requirements *		1 set	
	<input type="checkbox"/>	SA-0279/4-KP	CLEO outdoor front end *	57	1 pc	
	<input type="checkbox"/>	SA-0627/4-KP	CLEO outdoor front end as device carrier	58	1 pc.	
	<input type="checkbox"/>	SA-0627/4.1-KP	CLEO outdoor front end as device carrier variant for CLEO with parallel abduction*		1 pc.	
* additional costs for retrofitting						
	<input type="checkbox"/>	6999-1026	Frame prepared for Outdoor front end		1 pc.	
	<input type="checkbox"/>	SA-0619/2-KP	Mounting adapter for Outdoor front end aid for "phil & teds" sibling seat or universal car seat adapter	59	1 set	
	<input type="checkbox"/>	SA-0390	Upholstery in special colour *			
	<input type="checkbox"/>	SA-0572-F-MP	Plastic anti-slip coating in custom colour: Pure white (RAL 9010), Silver grey (RAL 7001), Sky blue (RAL 5015), Traffic red (RAL 3020), Pure orange (RAL 2004)*	(Upcharge) 61	1 pair	
* only in combination with HOGGI light rear wheels						
	<input type="checkbox"/>	SA-0093-MP	Maxgrepp Original cell rubber coated push rims	(Upcharge) 64	1 set	
	<input type="checkbox"/>	SA-0094-MP	Maxgrepp Ergo Para (closed push rims)	(Upcharge) 65	1 set	
	<input type="checkbox"/>	SA-0095-MP	Maxgrepp Ergo Para CP (advanced closed push rims)	(Upcharge) 66	1 set	
	<input type="checkbox"/>	SA-0384-MP	CLEO frame with parallel abduction	(Upcharge) 67	1 set	
	<input type="checkbox"/>	SA-0394-MP	Coupling of two CLEOs one behind the other	(Upcharge) 68	1 set	
	<input type="checkbox"/>	SA-0410-Min	Preparation for electric drive "TWION" from Alber	(Upcharge)		
	<input type="checkbox"/>	SA-0410/3-MP	CLEO TI preparation for "e-fix"	(Upcharge) 69	1 pc	
	<input type="checkbox"/>	SA-0427-MP	CLEO One-hand push bar with ratchet joint	(Upcharge) 70	1 pc	

Custom-made

Order no.	Colour	Description	Qty	Price €
<input type="checkbox"/> 3246-68SW		"CLEO Standard" trunk supports (Upcharge) 71	1 set	
<input type="checkbox"/> SA-0370/1-MP		Mounting adaption for CLEO angle and height adjustable trunk supports (Upcharge)	1 set	
<input checked="" type="checkbox"/> 3007-770X		CLEO angle and height adjustable trunk supports (Upcharge) 72	1 set	
	<input type="checkbox"/>	size 1 (8 x 10 x 2 cm)		
	<input type="checkbox"/>	size 2 (10 x 12 x 2 cm)		
	<input type="checkbox"/>	size 3 (12 x 13 x 2 cm)		
<input type="checkbox"/> SA-0370-MP		Mounting adaptation for Stealth "Nino" trunk supports (Upcharge) 73		
<input type="checkbox"/> SA-0505-MP		Locking of the integrated brake (Upcharge) 74	1 pc	
<input type="checkbox"/> SA-0594		Carbon fender (Upcharge) 75		

Custom-made Dynamic back base (not released for transport)

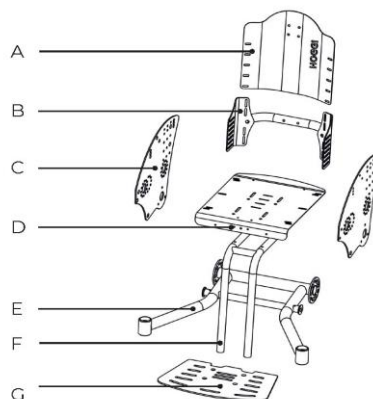
Order no.	Colour	Description	Qty.	Price €
<input type="checkbox"/> SA-0552/2-MP		Dynamic package to CLEO Ti from back height 30 76	1 set	
<input checked="" type="checkbox"/> SA-0431-MP		CLEO Back panel reinforced version 77	1 set	
<input checked="" type="checkbox"/> SA-0555		CLEO Ti seat adapter reinforced steel version 77	1 pair	
		total		

Extra equipment (with 10% dealer discount)

Order no.	Colour	Description	Qty.	Price €
<input type="checkbox"/> 3275-3100		CLEO trailer coupling for a "BOBBY-CAR" trailer	1 pc	
<input type="checkbox"/> SA-0366		Children name as film plot (23 x 95 mm) for sticking onto the back panel, Font: Calibri, film plot colour black or white	1 pc	
<input type="checkbox"/> 7000-0199		"Cosies" Thermofleece hand warmer for companion 78	1 set	

Custom made 6999-0015 component parts in various colours

Position	Colour	Component parts
<input type="checkbox"/> A		Back panel
<input type="checkbox"/> B		Back base
<input type="checkbox"/> C		Sideplates, aluminium
<input type="checkbox"/> D		Seat panel
<input type="checkbox"/> E		Frame
<input type="checkbox"/> F		Footrest hanger
<input type="checkbox"/> G		Footrest, aluminium



Upholstery codes

346 Black	321 Spacer fabric, black (special colour)	348 Grey Soft (special colour)
	347 Berry Soft (special colour)	349 Turquoise Soft (special colour)

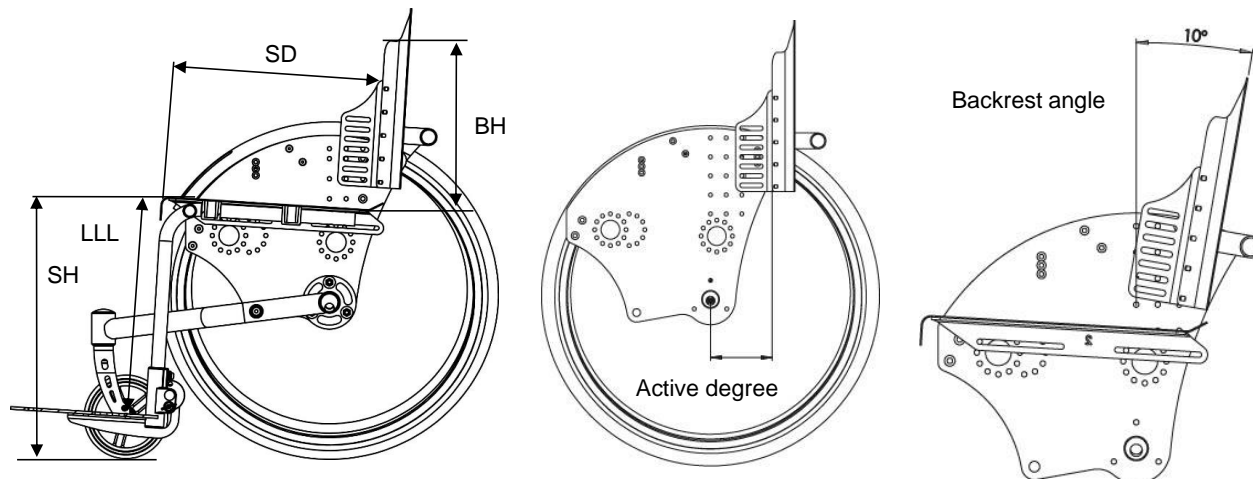
All HOGGI upholstery are made from flame retardant Trevira CS. Exception spacer fabric (**321**).

Frame colours

001 Black (RAL 9005)	020 Yellow green (RAL 6018)	028 Pearl violet (RAL 4011)	056 Turquoise blue (RAL 5018)
002 Silver	021 Grey aluminium (RAL 9007)	029 Pearl beige (RAL 1035)	057 Iron sparkling dark light
003 Pearl ruby red (RAL 3032)	022 White (RAL 9003)	032 Black dull matt (RAL 9005M)	058 Salmon orange (RAL 2012)
004 Pearl night blue (RAL 5026)	023 Pure orange (RAL 2004)	039 Signal violet (RAL 4008)	059 Pastel blue (RAL 5024)
005 Pearl gentian blue (RAL 5025)	024 Sparkling iron effect	040 Night blue (RAL 5022)	061 Light pink (RAL 3015)
017 Traffic yellow (RAL 1023)	025 Signal blue (RAL 5005)	050 White matt (RAL 9003)	064 Olive green (RAL 6003)
018 Flame red (RAL 3000)	026 Vermillion (RAL 2002)	053 Light green (RAL 6027)	065 Raspberry red (RAL 3027)
019 Sky blue (RAL 5015)	027 Heather violet (RAL 4003)	054 Ocean blue (RAL 5020)	066 Pastel green (RAL 6019)

SA-0210-MP Special colours on request (Enter RAL code Upcharge

Measuring and active degree



SH = Seat height **LLL** = Lower leg length **SD** = Seat depth **BH** = Backrest height
(All measures without seat and back cushions)

Seat width (SW)	24	26	28	30	32	34
Seat depth standard (SD)	22-30	24-32	26-34	28-36	30-38	32-40
Seat depth long (SD)	28-36	30-38	32-40	34-42	36-44	38-46

SH Frame size 1	38 cm	39 cm	40 cm	41 cm
SH Frame size 2	40,5 cm	41,5 cm	42,5 cm	43,5 cm
SH Frame size 3	45 cm	46 cm	47 cm	48 cm

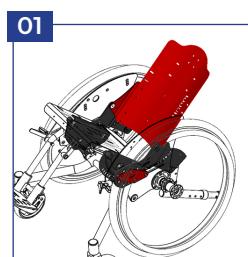
CLEO 45° Seat tilt



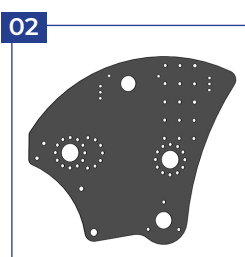
Colour code

201	HOGGI blue	205	Train
202	Wonderland	206	Dragon
203	Mouse	207	Circus
204	Water world		

CONFIGURATIONS // ACCESSORIES // CLEO Ti



Tilt in space



Base plates, aluminium



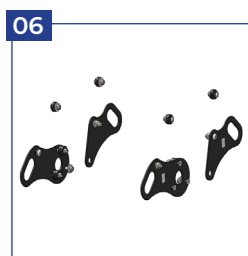
Base plates „Comfort“
long wheelbase



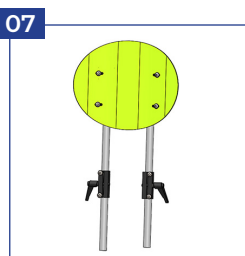
Anti tip




Back base
angle adjustable



Tie down kit



Back rest extension



Cushion for
back rest extension



Push-bar



Push bar „wide“



Push-handles



One hand push-handle
delta form



HOGGI light sport brake



Standard brakes



Fender



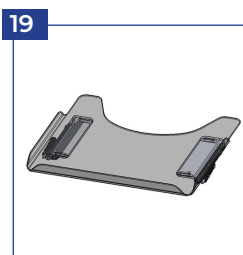
Fender with integrated
brake system



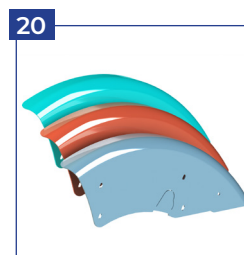
Fender with arm rests



Fender with arm rests
and integr. brake system



Therapy tray



Aluminium fender



Aluminium fender with
arm rests



Aluminium fender with
brake and arm rests



Aluminium fender with
integr. brake system



Pneumatic tires



Pneumatic tires and
drum brake



Polyurethan tires



Polyurethan tires and
drum brake



Push rims aluminium
anodised, standard



Push rims aluminium
anodised, high



Push rims stainless steel,
standard

CONFIGURATIONS // ACCESSORIES // CLEO Ti



Push rims stainless steel, high



HOGGI Extra light



Spoke guard, transparent



Spoke guard, printed



Wheel with rubber tire



Skater wheel with LED



PU-wheel with plastic design rim



Footrest hanger 90°



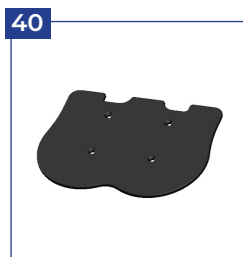
Adjustable footrest hanger 90-155°



Footrest bracket



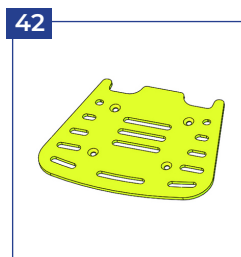
Footrest bracket with interlocking



ABS, flat version



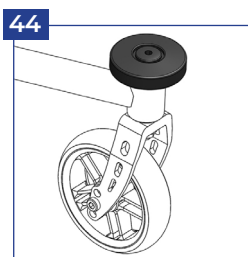
ABS with heel stop



Footrest: Aluminium in frame colour




Footrest: carbon



Bumper wheels



Abduction block



Seat cushion




Back cushion



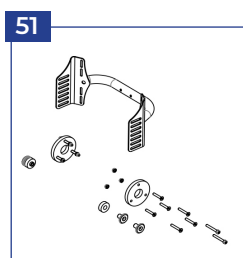
Universal headrest bracket



Headrest with occiput upholstery



Belt routing as a T-strap



Seat width enlarging set



Ankle hugger



Lap belt



4-Point lap belt



Contoured seat cushion with cover



„HOGGI align“ Contoured back cushion



Outdoor front end



Mounting adapter for Outdoor front end


CONFIGURATIONS // ACCESSORIES // CLEO Ti



59 Mounting adapter for Outdoor front end



60 Aluminum hand rim with plastic anti-slip coating



61 Aluminum hand rim with plastic anti-slip coating



62 Closed ergonomic hand rims



63 HOGGI Grip Plus



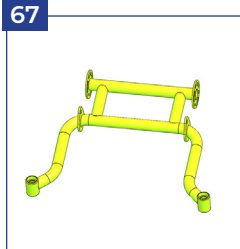
64 Maxgrepp Original push rims



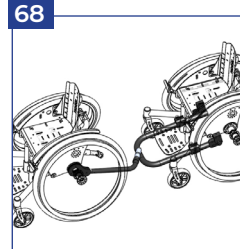
65 Maxgrepp Ergo Para push rims



66 Maxgrepp Ergo Para CP push rims



67 CLEO frame with parallel abduction



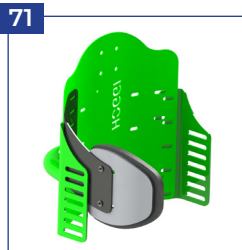
68 Coupling of two CLEOs one behind the other



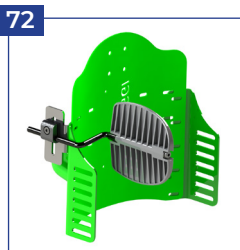
69 Electric drive „e-fix“




70 One-hand push bar with ratchet joint



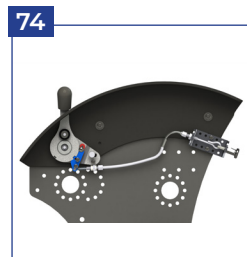
71 Standard trunk supports



72 Angle and height adjustable trunk supports



73 Stealth „Nino“ trunk supports



74 Locking of the integrated brake



75 Carbon fender



76 Dynamic package CLEO Ti



77 Back panel & seat adapter reinforced version



78 „Cosies“ Thermofleece hand warmer