



SHERPA 3007 system wheelchair for adolescents with 45° tilt

Crash tested according to ISO 7176-19

Order form incl. Exportprices (€) valid until revoked, release date 04/2024

<input type="checkbox"/> Offer	<input type="checkbox"/> Order
Order number / reference	Date
<input type="text"/>	<input type="text"/>
Invoice address	
Company	Customer number
<input type="text"/>	<input type="text"/>
Street	City, Zip code
<input type="text"/>	<input type="text"/>
E-Mail	Telephone
<input type="text"/>	<input type="text"/>
Fax	
<input type="text"/>	
Delivery address	
Company	
<input type="text"/>	
Street	City, Zip code
<input type="text"/>	<input type="text"/>



Basic variations

- Aluminium rigid frame, Powder coated
- 4 Seat width (36, 40, 44 and 48 cm)
- Center of gravity tilt in space -7° to 45° on roller bearing
- System-Profile-Seat frame
- System-Profile-Back frame in 3 Backrest heights
- Backrest recline 80° to 123°
- Rear wheels in different dimensions
- Knee lever brakes
- Wheel camber: 0° or 3°
- Maximum load: 134 kg

Minimum information (Without this information your order can not be handled.)

Frame colour (see table "frame colours")

Seat width (cm) 36 40 44 48

Camber 0° 3°

Basic variations

with/or: Please select only one variant! SW = Seat width

	Orderno.	Colour	Description	Qty.	Price
	<input type="checkbox"/> 3007-00SW		SHERPA mobility base	1 pc.	
	<input type="checkbox"/> 3006-2436		Seat-Profile length 40 cm (approx. Seat depth 29-39 cm)	01 1 set	incl.
	<input type="checkbox"/> 3006-2437		Seat-Profile length 45 cm (approx. Seat depth 34-44 cm)	1 set	incl.
	<input type="checkbox"/> 3006-2438		Seat-Profile length 50 cm (approx. Seat depth 39-49 cm)	1 set	incl.
	<input type="checkbox"/> 3006-2439		Seat-Profile length 55 cm (approx. Seat depth 44-54 cm)	1 set	incl.
with	<input type="checkbox"/> 3006-30SW		Universal-Back frame with physiological pivot point, cross tube depth 130 mm * (upcharge)	02 1 pc.	
or	<input type="checkbox"/> 3006-31SW		Universal-Back frame for seat shells, cross tube depth 130 mm * (upcharge)	03 1 pc.	
with	<input type="checkbox"/> 3007-30SW		Universal-Back frame with physiological pivot point, cross tube depth 55 mm * (upcharge)	1 pc.	
or	<input type="checkbox"/> 3007-31SW		Universal-Back frame for seat shells, cross tube depth 55 mm * (upcharge)	1 pc.	
			* not with 3006-6300 (armrests) and 3007-36SW (back panel)		
or	<input type="checkbox"/> 3006-32SW		System-Profile-Back frame with physiological pivot point	04 1 pc.	incl.
or	<input type="checkbox"/> 3006-33SW		System-Profile-Back frame for seat shells	05 1 pc.	incl.
	<input type="checkbox"/> 3006-2426		Back-Profile length 40 cm (approx. Back height 47-51 cm)	06 1 set	incl.
	<input type="checkbox"/> 3006-2427		Back-Profile length 45 cm (approx. Back height 52-56 cm)	1 set	incl.
	<input type="checkbox"/> 3006-2428		Back-Profile length 50 cm (approx. Back height 57-61 cm)	1 set	incl.
with	<input type="checkbox"/> 3006-5100		Push-handles	07 1 set	incl.
or	<input type="checkbox"/> 3006-55SW		Push-Bar, angle adjustable only for System-Profile-Back frame	08 1 pc.	incl.
or	<input type="checkbox"/> 3006-54SW		Push-Bar, angle adjustable only for Universal-Back frame	1 pc.	incl.

Driving wheels, brakes, wheel covers

with/or: Please select only one variant! SW = Seat width

	Orderno.	Colour	Description	Qty.	Price
with	<input type="checkbox"/> 1298-2xxx		Standard rear wheels	09 1 set	incl.
or	<input type="checkbox"/> 1298-3xxx		Standard rear wheels with drum brakes (upcharge)	10 1 set	
with	<input type="checkbox"/> 1298-x0x0		12" wheel diameter	1 set	incl.
or	<input type="checkbox"/> 1298-x1x0		16" wheel diameter	1 set	incl.
with	<input type="checkbox"/> 1298-x3x1		22" wheel diameter with aluminium hand rim	1 set	incl.
or	<input type="checkbox"/> 1298-x4x1		24" wheel diameter with aluminium hand rim	1 set	incl.
with	<input type="checkbox"/> 1298-xx1x		Pneumatic tires	1 set	incl.
or	<input type="checkbox"/> 1298-xx2x		Flat free PU tires	1 set	incl.
with	<input type="checkbox"/> 3007-1703		Standard wheel locks for 12 "and 16" wheels	11 1 set	incl.
or	<input type="checkbox"/> 3007-1700		Standard wheel locks for 22 "and 24" wheels	12 1 set	incl.
or	<input type="checkbox"/> 3007-1850		HOGGI light sport wheel locks for 22 "and 24" wheels	13 1 set	incl.
with	<input type="checkbox"/> 3224-1167		Wheel camber 0° (not for 12" and 16" wheels)	1 set	incl.
or	<input type="checkbox"/> 3224-1166		Wheel camber 3° (not for 12" and 16" wheels)	1 set	incl.
or	<input type="checkbox"/> 3006-160x		Wheel guards, narrow at 3° camber	14 1 set	
or	<input type="checkbox"/> 3007-160x		Wheel guards with integrated lock levers, narrow at 3° camber	1 set	
or	<input type="checkbox"/> 3006-168x		Wheel guards with height adjustable and removable armrests, narrow at 3° camber	15 1 set	
or	<input type="checkbox"/> 3007-168x		Wheel guards with height adjustable and removable armrests and integrated lock levers, narrow at 3° camber	1 set	
or	<input type="checkbox"/> 3006-160x		Wheel guards, wide at 0° camber	14 1 set	
or	<input type="checkbox"/> 3007-160x		Wheel guards with integrated lock levers, wide at 0° camber	1 set	
or	<input type="checkbox"/> 3006-168x		Wheel guards with height adjustable and removable armrests, wide at 0° camber	15 1 set	
or	<input type="checkbox"/> 3007-168x		Wheel guards with height adjustable and removable armrests and integrated lock levers, wide at 0° camber	1 set	
	<input type="checkbox"/> 7000-0051		PU-armrest pads, 235 mm long	1 set	incl.
	<input type="checkbox"/> 7000-0052		PU-armrest pads, 270 mm long	1 set	incl.

Aluminium fender					
	Orderno.	Colour	Description	Qty.	Price
with	<input type="checkbox"/>	3006-1604-000	Wheel guards aluminum in frame color, 22-24"	16	1 set
or	<input type="checkbox"/>	3006-1684-000	Wheel guards aluminum in frame color, 22-24" with height adj. and detachable arm rests	17	1 set
or	<input type="checkbox"/>	3006-1605-000	Wheel guards aluminum in frame color, 22-24", wide for 0° camber		1 set
or	<input type="checkbox"/>	3006-1685-000	Wheel guards aluminum in frame color 22-24" with height adj. a. detach. arm rests, wide for 0° camber		1 set
or	<input type="checkbox"/>	3007-1604-000	Wheel guards aluminum in frame color 22-24" with integrated wheel lock levers	18	1 set
or	<input type="checkbox"/>	3007-1684-000	Wheel guards alu. frame color 22-24"with integrated brake system, height adjust. detachable Armrests	19	1 set
or	<input type="checkbox"/>	3007-1605-000	Wheel guards aluminum in frame color 22-24" with integrated wheel lock levers, wide for 0° camber		1 set
or	<input type="checkbox"/>	3007-1685-000	Wheel guards ALU fr-color 22-24"with integ. brake sys., height adjust. detach. Armrests, wide for 0° camber		1 set

Spoke guards // Old motifs // Sale					
	Order no.	Colour	Description	Qty.	
	<input type="checkbox"/>	1204-101x	Spoke guard, transparent *	20	1 set
	<input type="checkbox"/>	1204-101x	Spoke guard, transparent, for drum brakes wheels *		1 set
	<input type="checkbox"/>	1204-101x	Spoke guard, printed **	(Sale) 21	1 set
	<input type="checkbox"/>	1204-101x	Spoke guard, printed, for drum brakes **	(Sale)	1 set
* Motifs 2021 only possible in combination with 1204-2001-XXX					
** please enter code of your print design see attachment or brochure "spoke guard" // Only while stocks last!					
*** printed spoke guards are not available for 20" wheels					

Spoke guards // New motifs 2021 (with 10% dealer discount)					
	Order no.	Colour	Description	Qty.	Price €
	<input type="checkbox"/>	1204-2001-000	Spoke guard Special interior foiling, single-coloured according to customer requirements ^{1 2}		1 set
	<input type="checkbox"/>	1204-2001-2XX	Spoke guard Special interior foiling, printed ^{1 3}		1 set
	<input type="checkbox"/>	1204-2001-SA	Spoke guard Special interior foiling, printed according to customer requirements ¹		Price on request
¹ only in combination with transparent spoke guard					
² please specify RAL tone					
³ Spoke guard motif selectable in "Order form spoke-guards" (available on the website)					

Front castors					
	Orderno.	Colour	Description	Qty.	Price
with	<input type="checkbox"/>	1250-101xs	Wheel with rubber tire, black 125 x 32 mm with Aluminum wheel fork	22	1 set incl.
or	<input type="checkbox"/>	1250-101xs	Wheel with rubber tire, black 140 x 40 mm with Aluminum wheel fork	22	1 set incl.
or	<input type="checkbox"/>	1250-1014	Wheel with PU tire 190 x 50 mm with Plastic wheel fork	23	1 set incl.
or	<input type="checkbox"/>	1250-1015	Wheel with pneumatic tire 190 x 50 mm with Plastic wheel fork	24	1 set incl.

Accessories					
	Orderno.	Colour	Description	Qty.	Price
	<input type="checkbox"/>	3006-4005	015 Foot rest hanger 90°, LLL short 20 - 36 cm	25	1 set
	<input type="checkbox"/>	3006-4006	015 Foot rest hanger 90°, LLL long 20 - 41 cm *		1 set
	<input type="checkbox"/>	3006-4007	015 Foot rest hanger angle adjustable, 85-160°, LLL short 20 - 36 cm	26	1 set
	<input type="checkbox"/>	3006-4008	015 Foot rest hanger angle adjustable, 85-160°, LLL long 20 - 41 cm *		1 set
with	<input type="checkbox"/>	3245-4302	Foot rest bracket angle adjustable, flip up type	27	1 set incl.
or	<input type="checkbox"/>	3245-4303	Foot rest bracket angle adjustable, with interlocking (upcharge)	28	1 set
with	<input type="checkbox"/>	3245-44SW	Foot rest SW 28-40	29	1 pc.
or	<input type="checkbox"/>	3245-45SW	Foot rest with heel stop SW 28-44	30	1 pc.
or	<input type="checkbox"/>	3006-45SW	Alu Foot rest with heel stop SW 40-44		1 pc.
	<input type="checkbox"/>	3006-4003	015 Single foot rest hanger, separat angle adj. 85-160°, LLL short 20-36	31	1 set
	<input type="checkbox"/>	3006-4004	015 Single foot rest hanger, separat angle adj. 85-160°, LLL long 20-41		1 set
	<input type="checkbox"/>	3245-4640	Two single footplates in boat shape	32	1 set

Accessories

with/or: Please select only one variant! SW = Seat width

	Orderno.	Colour	Description	Qty.	Price
<input type="checkbox"/>	Vario Foot rest system 80°, anatomically angled abductable by 6 cm				
	Swivel frame in frame color, can be swung away and removed				
with	Plastic footboard standard, fold-up, LLL 33 - 44 cm			33	
<input type="checkbox"/>	3007-4201		Footboard surface W125xD150 mm, total foot space 26-32 cm, (SW36)	1 set	
<input type="checkbox"/>	3007-4202		Footboard surface W150xD150 mm, total foot space 31-37 cm, (SW40)	1 set	
<input type="checkbox"/>	3007-4203		Footboard surface W150xD150 mm, total foot space 35-41 cm, (SW44)	1 set	
or	Plastic footboard set angle-adjustable, fold-up, LLL 28 - 39 cm			34	
<input type="checkbox"/>	3007-4204		Footboard surface W110xD160 mm, total foot space 23-29 cm, (SW36)	1 set	
<input type="checkbox"/>	3007-4205		Footboard surface W120xD160 mm, total foot space 25-31 cm, (SW40)	1 set	
<input type="checkbox"/>	3007-4206		Footboard surface W130xD160 mm, total foot space 27-33 cm, (SW40)	1 set	
<input type="checkbox"/>	3007-4207		Footboard surface W145xD160 mm, total foot space 29-35 cm, (SW44)	1 set	
<input type="checkbox"/>	3007-4208		Footboard surface W160xD160 mm, total foot space 31-37 cm, (SW44)	1 set	
<input type="checkbox"/>	3007-4209		Footboard surface W160xD160 mm, total foot space 35-41 cm, (SW48)	1 set	
or	Plastic footboard set angle-adjustable, fold-up, LLL 34 - 47 cm			34	
<input type="checkbox"/>	3007-4214		Footboard surface W110xD160 mm, total foot space 23-29 cm, (SW36)	1 set	
<input type="checkbox"/>	3007-4215		Footboard surface W120xD160 mm, total foot space 25-31 cm, (SW40)	1 set	
<input type="checkbox"/>	3007-4216		Footboard surface W130xD160 mm, total foot space 27-33 cm, (SW40)	1 set	
<input type="checkbox"/>	3007-4217		Footboard surface W145xD160 mm, total foot space 29-35 cm, (SW44)	1 set	
<input type="checkbox"/>	3007-4218		Footboard surface W160xD160 mm, total foot space 31-37 cm, (SW44)	1 set	
<input type="checkbox"/>	3007-4219		Footboard surface W160xD160 mm, total foot space 35-41 cm, (SW48)	1 set	
or	Alu-footboard one piece with heel stop, angle-adjustable, fold-up, LLL 26 - 37 cm			35	
<input type="checkbox"/>	3007-4221		Footboard surface W30-36xD18 cm, total foot space 30-36 cm, (SW36)	1 set	
<input type="checkbox"/>	3007-4222		Footboard surface W34-38xD18 cm, total foot space 34-40 cm, (SW40)	1 set	
<input type="checkbox"/>	3007-4223		Footboard surface W38-44xD18 cm, total foot space 38-44 cm, (SW44)	1 set	
<input type="checkbox"/>	3007-4224		Footboard surface W42-48xD18 cm, total foot space 42-48 cm, (SW48)	1 set	
or	Alu-footboard one piece with heel stop, angle-adjustable, fold-up, LLL 32 - 45 cm			35	
<input type="checkbox"/>	3007-4226		Footboard surface W30-36xD18 cm, total foot space 30-36 cm, (SW36)	1 set	
<input type="checkbox"/>	3007-4227		Footboard surface W34-38xD18 cm, total foot space 34-40 cm, (SW40)	1 set	
<input type="checkbox"/>	3007-4228		Footboard surface W38-44xD18 cm, total foot space 38-44 cm, (SW44)	1 set	
<input type="checkbox"/>	3007-4229		Footboard surface W42-48xD18 cm, total foot space 42-48 cm, (SW48)	1 set	
<input type="checkbox"/>	3006-7300		Tie down kit according to ISO 7176-19 *	36	1 pc.
			* If there is no shoulder and head support mounted in the handicapped transport vehicle, SHERPA needs a back panel and back extension.		
<input type="checkbox"/>	3006-1901		Anti tipper, swing away, mounted left side	37	1 pc.
<input type="checkbox"/>	3006-1902		Anti tipper, swing away, mounted right side		1 pc.
<input type="checkbox"/>	3006-1903		Anti tipper, swing away, with tipp assist, mounted left side	38	1 pc.
<input type="checkbox"/>	3006-1904		Anti tipper, swing away, with tipp assist, mounted right side		1 pc.
<input type="checkbox"/>	3007-7701		Trunk support SHERPA without upholstery size 1 (8 x 10 x 2 cm)	39	1 pair
<input type="checkbox"/>	3007-7701-322		Trunk support SHERPA size 1 (8 x 10 x 2 cm), black check		1 pair
<input type="checkbox"/>	3007-7702		Trunk support SHERPA without upholstery size 2 (10 x 12 x 2 cm)		1 pair
<input type="checkbox"/>	3007-7702-322		Trunk support SHERPA size 2 (10 x 12 x 2 cm), black check		1 pair
<input type="checkbox"/>	3007-7703		Trunk support SHERPA without upholstery size 3 (12 x 13 x 2 cm)		1 pair
<input type="checkbox"/>	3007-7703-322		Trunk support SHERPA size 3 (12 x 13 x 2 cm), black check		1 pair
<input type="checkbox"/>	3007-6100		HOGGI Lap belt with with Lap belt retainer	40	1 pc.
<input type="checkbox"/>	3006-6100		Lap belt retainer (for third-party products)	41	1 pair

Accessories

	Orderno.	Colour	Description	Qty.	Price
	<input type="checkbox"/>	3006-6601	Console with Headrest bracket "universal" * (for 3007-7800-346 or third-party products)	42	1 pc.
	<input type="checkbox"/>	3007-7800	306 Head support with occiput upholstery incl. mounting bracket	43	1 pc.
	<input type="checkbox"/>	3007-1540	Seat height raiser, adjustabel to 2, 4 or 6 cm	44	1 set
	<input type="checkbox"/>	3006-6201	Container for accessories size 1 (SW 36)	45	1 pc.
	<input type="checkbox"/>	3006-6202	Container for accessories size 2 (SW 40)		1 pc.
	<input type="checkbox"/>	3006-6203	Container for accessories size 3 (SW 44)		1 pc.
	<input type="checkbox"/>	3006-6204	Container for accessories size 4 (SW 48)		1 pc.
	<input type="checkbox"/>	3006-6300	Armrests pivotably, angle adjustable with 270 mm PU Pads * * not in combination with universal-back frame	46	1 pair
	<input type="checkbox"/>	3240-8204	Therapy tray, size, SW 36 cm *	47	1 pc.
	<input type="checkbox"/>	3240-8205	Therapy tray, size 5, SW 40 - 44 cm * * in combination with Armrests only		1 pc.
	<input type="checkbox"/>	3007-6301	Pillar armrest with PU-pads 270x55, removable, height adj. 22-31 cm	48	1 pair
	<input type="checkbox"/>	3007-6302	Pillar armrest with PU-pads 270x55, removable, height adj. 27-36 cm		1 pair
	<input type="checkbox"/>	3007-6303	Pillar armrest with PU-pads 265x80, removable, height adj. 38-48 cm * * Therapy tray only possible by special construction SA-0586		1 pair
	<input type="checkbox"/>	3006-6400	Back guide with length compensation	49	1 set
	<input type="checkbox"/>	3006-6501	Precision trapezoid adapter size 1 (for SW 36)	50	1 set
	<input type="checkbox"/>	3006-6502	Precision trapezoid adapter size 2 (for SW 40 and 48)		1 set
	<input type="checkbox"/>	3006-6600	Console for headrest bracket (as for STEALTH headrest bracket)	51	1 pc.
	<input type="checkbox"/>	3007-24SW	015 Seat panel (note minimum Seat-Profile length)* * SW 36 = 45 cm; SW 40 = 50 cm; SW 44 + 48 = 55 cm	52	1 pc.
	<input type="checkbox"/>	3007-36SB	Back panel height adjustable, in frame colour * * Adjustment range 42 cm to max. 10 cm above back profile length	53	1 set
	<input type="checkbox"/>	3231-7900	346 Abduction block, size 2, swing away, detachable(LWH 11x8x10 cm)	54	1 pc.
	<input type="checkbox"/>	3233-7800	346 Abduction block, size 3, swing away, detachable(LWH 13x9x10 cm)		1 pc.
	<input type="checkbox"/>	3007-7100	Seat cushion 3 cm thick, black check pattern	55	1 pc.
	<input type="checkbox"/>	3007-7200	Back cushion 3 cm thick, black check pattern	56	1 pc.
	<input type="checkbox"/>	3007-8000	Contoured seat cushion with cover, black check pattern	57	1 pc.
with	<input type="checkbox"/>	2240-1505	MDP pad holder swing away and detachable for attachment to round tube D25 mm, left side *	58	1 pc.
with	<input type="checkbox"/>	2240-1506	MDP pad holder swing away and detachable for attachment to round tube D25 mm, right side *		1 pc.
or	<input type="checkbox"/>	2240-1405	MDP pad holder fixed for attachment to round tube D25 mm, left/right side *	59	1 pc.
with	<input type="checkbox"/>	2240-1461	346 MDP trunk support size 1 (8 x 10 x 2 cm), cover black *	60	1 pc.
or	<input type="checkbox"/>	2240-1462	346 MDP trunk support size 2 (10 x 12 x 2 cm), cover black *		1 pc.
or	<input type="checkbox"/>	2240-1463	346 MDP trunk support size 3 (12 x 13 x 2 cm), cover black *		1 pc.
or	<input type="checkbox"/>	2240-1471	MDP trunk support curved size 1 (6 x 11,5 x 2,5 cm), PU w/o cover *	61	1 pc.
or	<input type="checkbox"/>	2240-1472	MDP trunk support curved size 2 (8 x 14 x 2,5 cm), PU w/o cover * * only possible with universal back frame		1 pc.
	<input type="checkbox"/>	1204-1016	Push-rim cover in silicone black fluted 22"		1 set
	<input type="checkbox"/>	1204-1017	Push-rim cover in silicone black fluted 24"		1 set
	<input type="checkbox"/>	3006-6700	Knee angle retainers standard for 15 mm square tube	62	1 set
	<input type="checkbox"/>	3007-6801	Thigh Support size 1, 290x140 mm*	63	1 pair
	<input type="checkbox"/>	3007-6802	Thigh Support size 2, 340x160 mm*		1 pair
	<input type="checkbox"/>	3007-6803	Thigh Support size 3, 390x180 mm*		1 pair
	<input type="checkbox"/>	3007-6809	Part set for two customer Thigh Support (without pad) * for assembly to the seat profile tubes only		1 set
	<input type="checkbox"/>	3007-6804	Thigh Support for pillar armrests size 1, 290x140 mm*	64	1 pair
	<input type="checkbox"/>	3007-6805	Thigh Support for pillar armrests size 2, 340x160 mm*		1 pair
	<input type="checkbox"/>	3007-6806	Thigh Support for pillar armrests size 3, 390x180 mm*		1 pair
	<input type="checkbox"/>	3007-6808	Part set for two customer Thigh Support on pillar armrests (without pad) *for assembly to pilar armrests only, removable with pilar armrests		1 Set
	<input type="checkbox"/>	3007-6850	346 Upholstery for Thigh Support size 1	65	1 pair
	<input type="checkbox"/>	3007-6860	346 Upholstery for Thigh Support size 2		1 pair
	<input type="checkbox"/>	3007-6870	346 Upholstery for Thigh Support size 3		1 pair

Special construction and materials for special applications

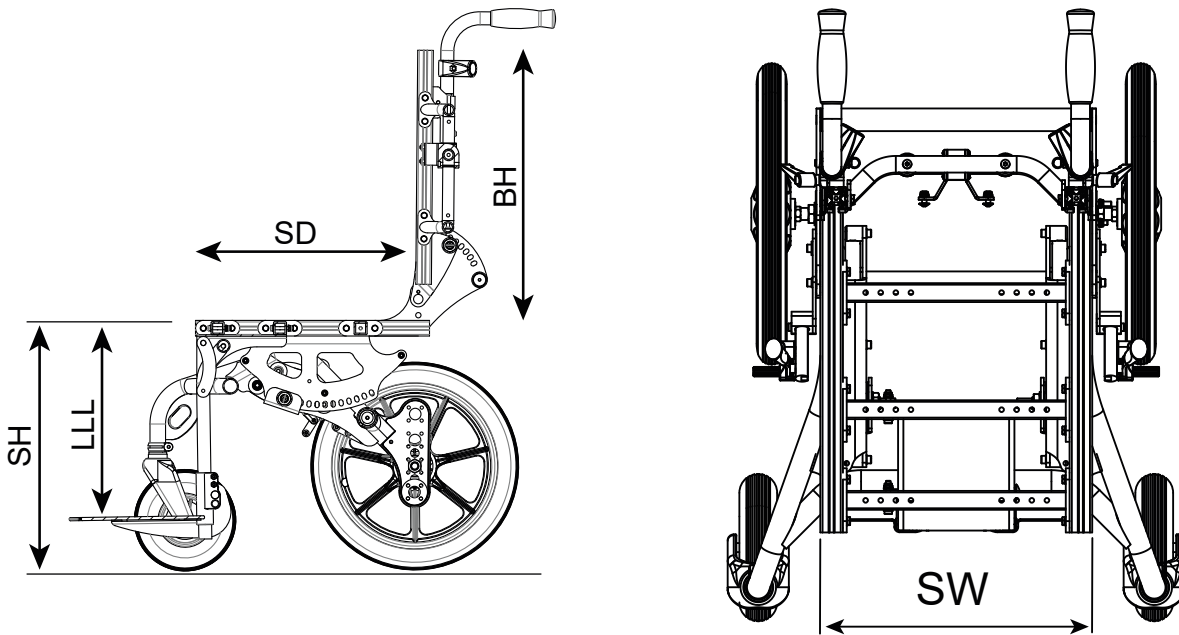
	Orderno.	Colour	Description	Qty.	Price
<input type="checkbox"/>	SA-0286/3-KP		Abduction block 30 mm height extension kit *	1 set	
* only in combination with abduction block and contoured seat cushion					
<input type="checkbox"/>	6999-0014	060	Special Frame colour, Copper Gold	(upcharge)	1 pc.
<input type="checkbox"/>	SA-0210		Frame in special color with RAL code	(upcharge)	
<input type="checkbox"/>	SA-0158/2-KP		Calf upholstery according to SW (for 3006-400x only) *		1 pc.
<input type="checkbox"/>	SA-0158/4-KP		Calf upholsteries for single foot rests (for 3006-4003/4) *		1 pair
* not combinable with Vario footrest system					
<input type="checkbox"/>	SA-0450-KP		Up and swing away single footrest for Sherpa (with calf plates and heel strap)	66	1 set
<input type="checkbox"/>	1800-0006E		System Profile 4N 30x30, black anodized, length according to customer specification	67	per 1 mtr.
<input type="checkbox"/>	1149-0004		Cap for system profile, 30x30	68	1 pc.
<input type="checkbox"/>	1049-0072		Nut insert for system profile, M6	69	1 pc.
<input type="checkbox"/>	SA-0414-KP		Swing away trunk support <input type="checkbox"/> 85x130 mm <input type="checkbox"/> 100x165 mm	70	1 pair
<input type="checkbox"/>	SA-0432/1		Release of the backrest angle adjustment via Bowden cable and release lever on the push bar	71	1 set
<input type="checkbox"/>	SA-0432/2		Release of the backrest angle adjustment via Bowden cable and release lever on the push handle		1 set
<input type="checkbox"/>	SA-0279/6-KP		Outdoor front end for SHERPA	72	1 pc.
<input type="checkbox"/>	SA-0594		Carbon fender	(upcharge) 73	Price on request

Frame colours

001 Black (RAL 9005)	020 Yellow green (RAL 6018)	028 Pearl violet (RAL 4011)	056 Turquoise blue (RAL 5018)
002 Silver	021 Grey aluminium (RAL 9007)	029 Pearl beige (RAL 1035)	057 Iron sparkling dark light
003 Pearl ruby red (RAL 3032)	022 Signal white (RAL 9003)	032 Black dull matt (RAL 9005M)	058 Salmon orange (RAL 2012)
004 Pearl night blue (RAL 5026)	023 Pure orange (RAL 2004)	039 Signal violet (RAL 4008)	059 Pastel blue (RAL 5024)
005 Pearl gentian blue (RAL 5025)	024 Sparkling iron effect	040 Night blue (RAL 5022)	061 Light pink (RAL 3015)
017 Traffic yellow (RAL 1023)	022 Signal white (RAL 9003)	050 White matt (RAL 9003)	064 Olive green (RAL 6003)
018 Flame red (RAL 3000)	026 Vermillion (RAL 2002)	053 Light green (RAL 6027)	065 Raspberry red (RAL 3027)
019 Sky blue (RAL 5015)	027 Heather violet (RAL 4003)	054 Ocean blue (RAL 5020)	066 Pastel green (RAL 6019)

SA-0210-MP Special colours on request (Enter RAL code) , **Upcharge**

How to measure



SH = Seat height **LLL** = Lower leg length **SD** = Seat depth **BH** = Back height **SW** = Seat width
(All dimensions without seat and back cushions)

Seat measurements

Seat width (SW) Outer edge of the seat tubes	36	40	44	48
Back rest width (BW) Outer edge of the back tubes	34,8	38,8	42,8	46,8
Seat height (SH)	Front wheel diameter			
Rear wheel diameter	125	140	190	
12"	48	48	48	
16"	45 / 48	45 / 48	48	
22"	45	45 / 50	50	
24"	48	48	48	

If two seat heights are possible please specify the desired seat height when ordering.
In the absence of information, the higher seat height is used.

Upholstery colours

346 Black	321 Spacer fabric, black	(special colour)	348 Grey Soft	(special colour)
	347 Berry Soft	(special colour)	349 Turquoise Soft	(special colour)

All HOGGI upholstery are made from flame retardant Trevira CS. Exception spacer fabric (**321**).

Spoke guard




Transparent



HOGGI blue



Wonderland



Mouse



Water world



Train

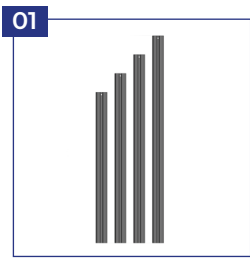


Knight & Dragon

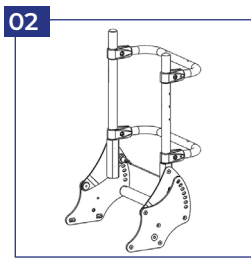


Circus

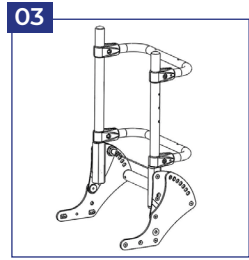
CONFIGURATIONS // ACCESSORIES // SHERPA



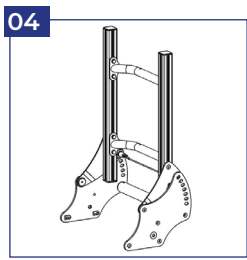
Base plates



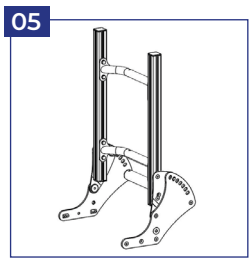
Universal-Back frame



Universal-Back frame for seat shells



System-Profile-Back



System-Profile-Back frame for seat shells



Back-Profile in different lengths



Push-handles



Push-Bar, height- and angle adjustable



Standard rear wheels



Standard rear wheels with drum brakes



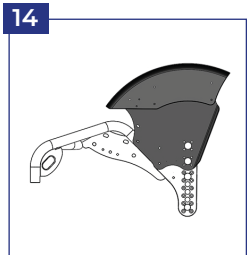
Standard wheel locks for 12" and 16" wheels



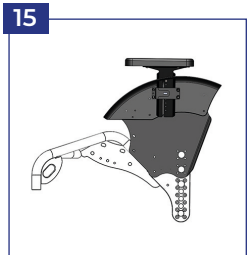
Standard wheel locks for 22" und 24" wheels



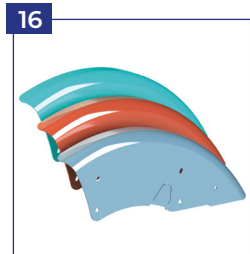
HOGGI light brake



Wheel guards



Wheel guards with integrated armrests



Wheel guards aluminum



Wheel guards aluminium, integr. armrests



Wheel guards aluminium, integr. brake system




Wheel guards, integr. brake system & armrests



Spoke guard, transparent



Spoke guard, printed



Wheel with rubber tire 125 x 32 u. 140 x 40 mm



Wheel with polyurethan tire



Wheel with pneumatic tire



Foot rest hanger 90°



Foot rest hanger, angle adjustable



Foot rest bracket, angle adjustable



Foot rest bracket with interlocking




Foot rest




Foot rest with heel stop

CONFIGURATIONS // ACCESSORIES // SHERPA



31 Single foot rest hanger



32 Two single footplates in boat shape



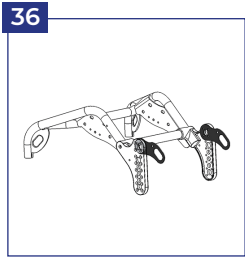
33 Plastic footboard standard



34 Plastic footboard, angle adjustable



35 Aluminium one piece footboard, with heel stop



36 Tie down kit according to ISO 7176-19



37 Anti tipper



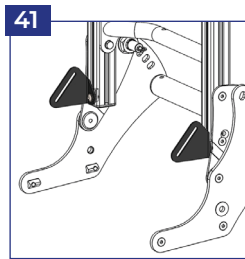
38 Kippschutz mit Ankipphilfe



39 Trunk support



40 HOGGI Lap belt



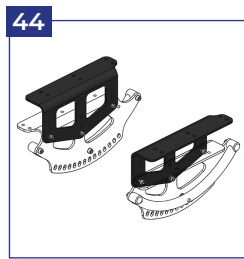
41 Lap belt retainer



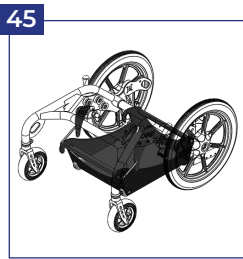
42 Console with Headrest bracket universal



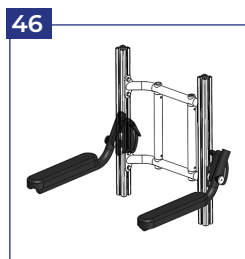
43 Head support with occiput upholstery



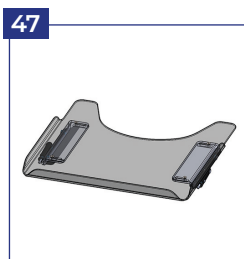
44 Seat height raiser



45 Container for accessories



46 Armrests pivotably




47 Therapy tray



48 Pillar armrest



49 Back guide with length compensation



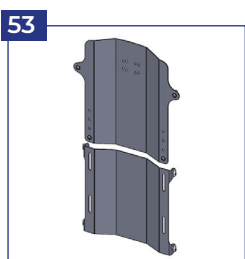
50 Precision trapezoid adapter



51 Console for headrest bracket



52 Seat panel



53 Back panel height adjustable



54 Abduction block, swing away and detachable



55 Seat cushion



56 Back cushion



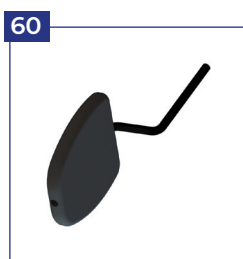
57 Contoured seat cushion



58 MDP pad holder swing away and detachable



59 MDP pad holder fixed




60 MDP trunk support

CONFIGURATIONS // ACCESSORIES // SHERPA



61
MDP trunk support curved



62
Knee angle retainers standard



63
Thigh Support



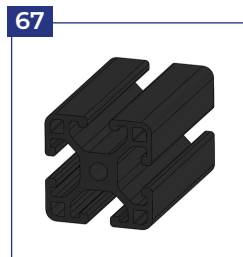
64
Thigh Support for pillar armrests




65
Upholstery for Thigh Support



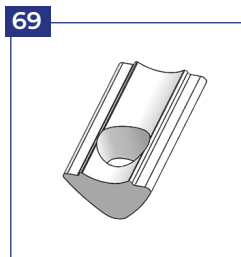
66
Up and swing away single footrest



67
System Profile



68
Cap for system profile



69
Nut insert for system profile



70
Swing away trunk support



71
Release of the backrest angle



72
Outdoor front end



73
Carbon fender