



SWINGBO®2 system wheelchair for kids with 45° tilt

Crash tested according to ISO 7176-19 and ANSI/RESNA WC/Vol.1. - Section 19

Order form incl. Exportprices (€) valid until revoked, release date 08/2025

<input type="checkbox"/> Offer	<input type="checkbox"/> Order
Order number / reference	Date
<input type="text"/>	<input type="text"/>
Invoice address	
Company	Customer number
<input type="text"/>	<input type="text"/>
Street	City, Zip code
<input type="text"/>	<input type="text"/>
E-Mail	Telephone
<input type="text"/>	<input type="text"/>
Fax	
<input type="text"/>	
Delivery address	
Company	
<input type="text"/>	
Street	City, Zip code
<input type="text"/>	<input type="text"/>



Basic configuration

Mobility base

- Aluminium rigid frame with centre of gravity tilt in space
- Wheel base adjustable in 2,5 cm steps
- Wheel locks integrated in side panels
- Rear wheels incl. push rims, detachable by quick release axles

Seat unit

- Adjustable seat height
- Push-handle or push-bar included
- Adjustable tilt in space: -5° to +45°
The tilt mechanism can be limited if the seat height is low, the active degree is low or if the armrests are adjusted lowly.
- Seat depth adjustable by apx. 8 cm
- Choice of seat widths 24 - 36 cm
- Maximum load 60 kg

Minimum information (Without this information your order can not be handled.)

Frame colour	<input type="text"/> (see table "Frame colours")
Seat width* in cm	<input type="checkbox"/> 24 <input type="checkbox"/> 26 <input type="checkbox"/> 28 <input type="checkbox"/> 30 <input type="checkbox"/> 32 <input type="checkbox"/> 34 <input type="checkbox"/> 36
Seat height *	<input type="text"/> (36 - 47 cm)
Camber	<input type="checkbox"/> 3° <input type="checkbox"/> 6° <input type="checkbox"/> 9°

* see table "seat measurements, wheel combinations and seat heights"

Presettings

Seat depth (SD)	<input type="text"/> (26 - 42 cm)	Lower length leg (LLL)	<input type="text"/> (16 - 37 cm)
Back angle range ¹	<input type="checkbox"/> 75° - 115° <input type="checkbox"/> 80° - 120°	Back height	<input type="text"/> (33 - 55 cm)
Push-handle- and back angle: ²	<input type="checkbox"/> 90° <input type="checkbox"/> 95° <input type="checkbox"/> 100° <input type="checkbox"/> 105°		
Active degree ³	<input type="checkbox"/> 0 <input type="checkbox"/> 1 <input type="checkbox"/> 2 <input type="checkbox"/> 3 <input type="checkbox"/> 4		

¹ for angle and height adjustable backrest only

³ see figure "Active degree"

² for foldable push handles / push bar only

⁴ see table "Seat measurements"

At missing specifications we will adjust to minimum sizes. The back angle to 90°

Basic variations

with/or: Please select only one variant! SW = Seat width

	Orderno.	Colour	Description	Qty.	Price €
	<input type="checkbox"/> 3246-10SW		SWINGBO® 2 chassis	1 pc.	
with	<input type="checkbox"/> 3245-55SW		Push bar, detachable	01 1 set	incl.
or	<input type="checkbox"/> 3245-58SW		Push bar "wide", detachable	02 1 set	incl.
or	<input type="checkbox"/> 3245-56SW		Push handle, detachable	03 1 set	incl.
or	<input type="checkbox"/> 3245-30SW		Push bar, foldable (upcharge)	04 1 set	
or	<input type="checkbox"/> 3245-38SW		Push bar "wide", foldable (upcharge)	02 1 set	
or	<input type="checkbox"/> 3245-35SW		Push handle, foldable (upcharge)	05 1 set	
or	<input type="checkbox"/> 3248-30SW		Push bar, foldable and angle adjustable (upcharge)	06 1 set	
or	<input type="checkbox"/> 3248-38SW		Push bar "wide", foldable and angle adjustable (upcharge)	02 1 set	
	<input type="checkbox"/> 3245-7300		Tie down kit according to ISO 7176-19 *	07 1 set	
* Use with back rest extension or head support if there is no support for shoulder and head mounted in the transport vehicle.					
	<input type="checkbox"/> 3245-5113S		Reinforced locking claws for foldable push bar and push handles *	(upcharge) 08 1 set	
* necessary if used with tie down kit					

Brakes, wheel cover and side parts

with/or: Please select only one variant!

	Orderno.	Colour	Description	Qty.	Price €
with	<input type="checkbox"/> 1207-1001		Knee lever wheel locks to mount on the frame tube	09 1 set	incl.
or	<input type="checkbox"/> 3246-169x		Wheel lock lever integrated in wheel guards (0=20", 2=22", 4=24")	1 set	
or	<input type="checkbox"/> 3246-169*B		Wheel lock lever integrated in wheel guards, wide for 3° camber (3=22", 5=24")	1 set	
with	<input type="checkbox"/> 3246-160x		Wheel guard (0=20", 2=22", 4=24")	1 set	

Rear wheels standard

with/or: Please select only one variant!

	Orderno.	Colour	Description	Qty.	Price €
with	<input type="checkbox"/> 1292-2xx1		Standard rear wheel with aluminium hand rim	10 1 set	incl.
or	<input type="checkbox"/> 1292-3xx1		Standard rear wheel with drum brake and aluminium hand rim (upcharge)	11 1 set	
with	<input type="checkbox"/> 1292-x3xx		22" wheel diameter	1 set	incl.
or	<input type="checkbox"/> 1292-x4xx		24" wheel diameter	1 set	incl.
with	<input type="checkbox"/> 1292-xx1x		Pneumatic tires 1"	1 set	incl.
or	<input type="checkbox"/> 1292-xx2x		Flat free tires 1"	1 set	incl.

Rear wheels HOGGI light

with/or: Please select only one variant!

	Orderno.	Colour	Description	Qty.	Price €
with	<input type="checkbox"/> 1292-0xxx		Rear wheel HOGGI light (upcharge)	12 1 set	
or	<input type="checkbox"/> 1292-1xxx		Rear wheel with drum brake (upcharge)	13 1 set	
with	<input type="checkbox"/> 1292-x2xx		20" wheel diameter	1 set	incl.
or	<input type="checkbox"/> 1292-x3xx		22" wheel diameter	1 set	incl.
or	<input type="checkbox"/> 1292-x4xx		24" wheel diameter	1 set	incl.
with	<input type="checkbox"/> 1292-xx1x		Pneumatic tires 1"	1 set	incl.
or	<input type="checkbox"/> 1292-xx2x		Flat free tires (20x1 3/8", 22x1" und 24x1")	1 set	incl.
with	<input type="checkbox"/> 1292-xxx0		Without push rims		
or	<input type="checkbox"/> 1292-xxx1		Push rims aluminium anodised, "standard" mounting	14 1 set	incl.
or	<input type="checkbox"/> 1292-xxx2		Push rims aluminium anodised, "high" mounting	15 1 set	incl.
or	<input type="checkbox"/> 1292-xxx3		Push rims stainless steel, "standard" mounting (upcharge)	16 1 set	
or	<input type="checkbox"/> 1292-xxx4		Push rims stainless steel, "high" mounting (upcharge)	17 1 set	
with	<input type="checkbox"/>		Push rim mounting wide		
	<input type="checkbox"/>		Push rim mounting narrow		
or	<input type="checkbox"/> 1204-1155		Closed ergonomic hand rims 22 ", black anodized, for Hoggi-light wheels (Upcharge)	65 1 Set	
or	<input type="checkbox"/> 1204-1156		Closed ergonomic hand rims 24 ", black anodized, for Hoggi-light wheels (Upcharge)	1 Set	
with	<input type="checkbox"/> 1204-106X		"HOGGI Grip Plus" hand rim inserts black, for closed ergonomic hand rims (Upcharge)	66 1 Set	
	<input type="checkbox"/> 1204-114X		Aluminum hand rim with plastic anti-slip coating, black, standard mounting (Upcharge)	63 1 pair	
	<input type="checkbox"/> 1204-114X		Aluminum hand rim with plastic anti-slip coating, black, high mounting (Upcharge)	1 pair	

Spoke guards // Old motifs // Sale

with/or: Please select only one variant!

	Orderno.	Colour	Description	Qty.	Price €
<input type="checkbox"/>	1204-101x		Spoke guard, transparent *	18	1 set
<input type="checkbox"/>	1204-101x		Spoke guard, transparent, for drum brakes wheels *		1 set
<input type="checkbox"/>	1204-101x		Spoke guard, printed ** (Sale)	19	1 set
<input type="checkbox"/>	1204-101x		Spoke guard, printed, for drum brakes ** (Sale)		1 set
* Motifs 2021 only possible in combination with 1204-2001-XXX					
** please enter code of your print design see attachment or brochure "spoke guard" // Only while stocks last!					
*** printed spoke guards are not available for 20" wheels					

Spoke guards // New motifs 2021 (with 10% dealer discount)

	Order no.	Colour	Description	Qty.	Price €
<input type="checkbox"/>	1204-2001-000		Spoke guard Special interior foiling, single-coloured according to customer requirements ^{1 2}		1 set
<input type="checkbox"/>	1204-2001-2XX		Spoke guard Special interior foiling, printed ^{1 3}		1 set
<input type="checkbox"/>	1204-2001-SA		Spoke guard Special interior foiling, printed according to customer requirements ¹		Price on request
¹ only in combination with transparent spoke guard					
² please specify RAL tone					
³ Spoke guard motif selectable in "Order form spoke-guards" (available on the website)					

Front castors

with/or: Please select only one variant!

	Orderno.	Colour	Description	Qty.	Price €
with <input type="checkbox"/>	1250-1002S		Wheel with rubber tire, black 100x32	20	1 set incl.
or <input type="checkbox"/>	1250-1003S		Wheel with rubber tire, black 125x32		1 set incl.
or <input type="checkbox"/>	1250-1005S		Wheel with rubber tire, black 140x40		1 set incl.
or <input type="checkbox"/>	1249-1005		Skater wheel with LED 100x24 (upcharge)	21	1 set
or <input type="checkbox"/>	1249-1006		Skater wheel with LED 125x24 (upcharge)		1 set
or <input type="checkbox"/>	1221-1003		PU-wheel with plastic design rim 100x34 (upcharge)	22	1 set
or <input type="checkbox"/>	1221-1004		PU-wheel with plastic design rim 125x34 (upcharge)		1 set

Accessories

with/or: Please select only one variant! SW = Seat width

	Orderno.	Colour	Description	Qty.	Price €
<input type="checkbox"/>	3246-24SW	002	Seat panel	23	1 set
<input type="checkbox"/>	3248-6501	346	Straight hip supports size 1 (225 x 100 mm), SW 28 - 34 *	24	1 pair
<input type="checkbox"/>	3248-6502	346	Straight hip supports size 2 (250 x 110 mm), SW 28 - 34 *		1 pair
<input type="checkbox"/>	3249-6502	346	Straight hip supports size (250 x 110 mm), SW 36 - 44 *		1 pair
* Hip supports reduce the maximum seat width by 3 cm					
<input type="checkbox"/>	3231-7800	346	Abduction block, size 1, swing away (LWH 9x6x9 cm)	25	1 pc.
<input type="checkbox"/>	3231-7900	346	Abduction block, size 2, swing away (LWH 11x8x10 cm)		1 pc.
<input type="checkbox"/>	3245-29SW	002	Back panel angle- and height adjustable	26	1 set
* in combination with detachable push handle / push bar only					
<input type="checkbox"/>	3245-32SW	002	Back, trough shaped and height adjustable *	27	1 set
* in combination with push handle / push bar foldable and angle adjustable					
<input type="checkbox"/>	3245-3310		Four gripper clamps with fasteners to arm blank sheet on the back	28	1 set
<input type="checkbox"/>	3246-4005	002	Foot rest hanger 90°, LLL short 16 - 27 cm	29	1 set
<input type="checkbox"/>	3246-4006	002	Foot rest hanger 90°, LLL long 16 - 37 cm *		1 set
<input type="checkbox"/>	3246-4007	002	Foot rest hanger angle adjustable, 85° - 160°, LLL short 19 - 27 cm	30	1 set
<input type="checkbox"/>	3246-4008	002	Foot rest hanger angle adjustable, 85° - 160°, LLL long 19 - 37 cm *		1 set
<input type="checkbox"/>	SA-0430		Reinforced steel footplate-carrier (about 0,3 kg heavier)		1 pc. incl.
with <input type="checkbox"/>	3246-4302		Foot rest bracket angle adjustable, flip up type	31	1 set incl.
or <input type="checkbox"/>	3246-4303		Foot rest bracket angle adjustable, with interlocking (upcharge)	32	1 set
with <input type="checkbox"/>	3246-44SW		Foot rest	33	1 pc.
or <input type="checkbox"/>	3246-45SW		Foot rest with heel stop	34	1 pc.
<input type="checkbox"/>	3246-4003	002	Single foot rest hanger, separat angle adj. 85-160°, LLL short 19-27	35	1 set
or <input type="checkbox"/>	3246-4004	002	Single foot rest hanger, separat angle adj. 85-160°, LLL long 19-37		1 set
with <input type="checkbox"/>	3246-46SW		Two single footplates in boat shape	36	1 set
¹ applicable up from seat width 26 cm ² applicable up from seat height 40 cm					
<input type="checkbox"/>	3246-71SW	346	Seat cushion 3 cm thick	37	1 pc.
<input type="checkbox"/>	3246-77SW	346	Seat cushion 3 cm thick with cut out for hip support, (SW 28+30 only)		1 pc.
<input type="checkbox"/>	3245-72SW	346	Back cushion, through shaped back, black 2,5 cm thick	38	1 pc.
<input type="checkbox"/>	3245-73SW	346	Back cushion, black 2,5 cm thick, SW 24 - 32		1 pc.
<input type="checkbox"/>	3245-73SW	346	Back cushion, black 2,5 cm thick, SW 34 - 36		1 pc.

Accessories

with/or: Please select only one variant! SW = Seat width

	Orderno.	Colour	Description	Qty.	Price	€
with	<input type="checkbox"/>	2240-1505	MDP pad holder swing away and detachable for attachment to round tube D25 mm, left side	39	1 pc.	
with	<input type="checkbox"/>	2240-1506	MDP pad holder swing away and detachable for attachment to round tube D25 mm, right side		1 pc.	
or	<input type="checkbox"/>	2240-1405	MDP pad holder fixed for attachment to round tube D25 mm, left/right side	40	1 pc.	
with	<input type="checkbox"/>	2240-1461	346 MDP trunk support size 1 (8 x 10 x 2 cm), cover black	41	1 pc.	
or	<input type="checkbox"/>	2240-1462	346 MDP trunk support size 2 (10 x 12 x 2 cm), cover black		1 pc.	
or	<input type="checkbox"/>	2240-1463	346 MDP trunk support size 3 (12 x 13 x 2 cm), cover black		1 pc.	
or	<input type="checkbox"/>	2240-1471	MDP trunk support curved size 1 (6 x 11,5 x 2,5 cm), PU w/o cover	42	1 pc.	
or	<input type="checkbox"/>	2240-1472	MDP trunk support curved size 2 (8 x 14 x 2,5 cm), PU w/o cover		1 pc.	
	<input type="checkbox"/>	1204-1015	Push-rim cover in silicone black fluted 20"	43	1 set	
	<input type="checkbox"/>	1204-1016	Push-rim cover in silicone black fluted 22"		1 set	
	<input type="checkbox"/>	1204-1017	Push-rim cover in silicone black fluted 24"		1 set	
	<input type="checkbox"/>	3245-1801	Anti tip left	44	1 pc.	
	<input type="checkbox"/>	3245-1802	Anti tip right		1 pc.	
	<input type="checkbox"/>	3245-1901	Tip assist, left	45	1 pc.	
	<input type="checkbox"/>	3245-1902	Tip assist, right		1 pc.	
	<input type="checkbox"/>	3243-7602	346 Head support standard with upholstery, SW 24 - SW 26	46	1 pc.	
	<input type="checkbox"/>	3243-7603	346 Head support standard with upholstery, SW 28 - SW 30		1 pc.	
	<input type="checkbox"/>	3201-3830	Headrest bracket "universal" (for 3245-7800 or third-party products)	47	1 pc.	
	<input type="checkbox"/>	3245-7800	306 Head support with occiput upholstery incl. mount. bracket	48	1 pc.	
	<input type="checkbox"/>	3200-0401	Belt routing as a T-strap above the shoulders	49	1 pc.	
	<input type="checkbox"/>	3245-6802	346 Thoracic support, particular adjustable, size (12x13x2 cm) *	50	1 set	
		* in combination with angle and height adjustable back 3245-29SW only				
	<input type="checkbox"/>	3246-6802	346 Thoracic support, adjusted to back panel trough shaped (size 12x13x2 cm)		1 set	
	<input type="checkbox"/>	3245-6401	346 Chest-/ thoracic support, size 1, length 33 - 43 cm *	51	1 pc.	
	<input type="checkbox"/>	3245-6402	346 Chest-/ thoracic support, size 2, length 39 - 49 cm *		1 pc.	
	<input type="checkbox"/>	3245-6403	346 Chest-/ thoracic support, size 3, length 45 - 55 cm *		1 pc.	
		* chest measurement measured up from the back rest, in combination with angle and height adjustable back 3245-29SW only				
		* by ordering these articles in combination with a back panel trough shaped SA-0295-MP must be taken additionally				
	<input type="checkbox"/>	3246-6200	Armrests, size 1, height 14 - 21 cm *		1 pair	
		* depending on seat height and seat angle not all "armrestheights" are available				
		* Tilt may be limited with certain settings				
or	<input type="checkbox"/>	3246-6300	Armrests, size 2, height 19 - 26 cm *		1 pair	
		* depending on seat height and seat angle not all "armrestheights" are available				
or	<input type="checkbox"/>	3246-6400	Armrests with tilt balancing size 1, height 15-23 cm	52	1 pair	
or	<input type="checkbox"/>	3246-6500	Armrests with tilt balancing size 2, height 18-26 cm		1 pair	
with	<input type="checkbox"/>	7000-0051	PU-armrest pads, 235 mm long		1 pair	incl.
or	<input type="checkbox"/>	7000-0052	PU-armrest pads, 270 mm long		1 pair	incl.
	<input type="checkbox"/>	3240-8202	Therapy tray, size 2, SW 24 - 26 *	53	1 pc.	
	<input type="checkbox"/>	3240-8203	Therapy tray, size 3, SW 28 - 32 *		1 pc.	
		* in combination with armrests only				
	<input type="checkbox"/>	3201-6100	Lap belt	54	1 pc.	
	<input type="checkbox"/>	3240-6701	SWINGBO ® 4-point lap belt, size S (SW 22 - 30)	55	1 pc.	
	<input type="checkbox"/>	3240-6702	SWINGBO ® 4-point lap belt, size M (SW 28 - 34)		1 pc.	
	<input type="checkbox"/>	3240-6703	SWINGBO ® 4-point lap belt, size L (SW 34 - 42)		1 pc.	
	<input type="checkbox"/>	3201-6400	Ankle hugger, size 1	56	1 pair	
	<input type="checkbox"/>	3203-6400	Ankle hugger, size 2		1 pair	

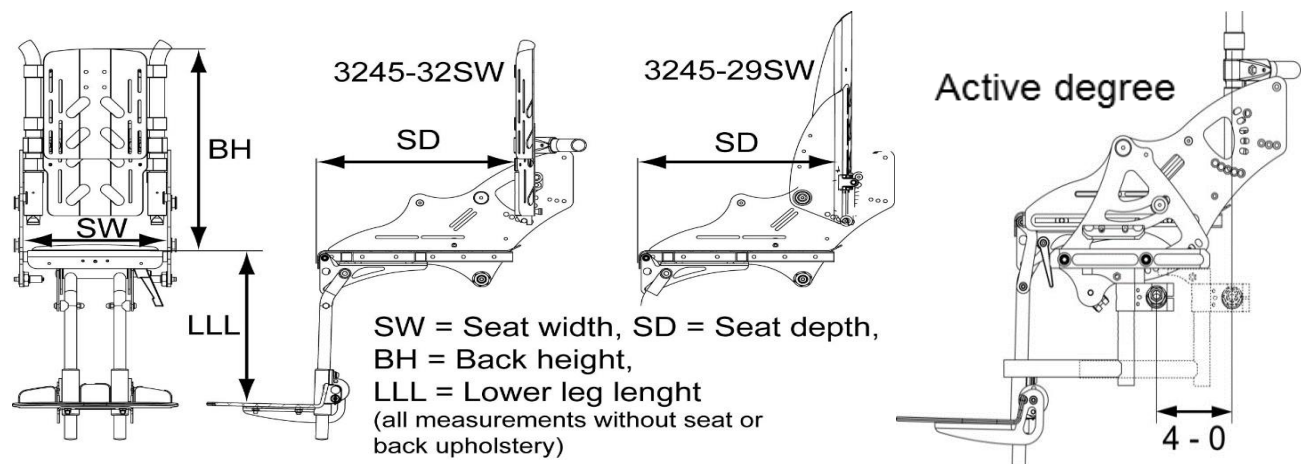
Extra equipment

	Order no.	Colour	Description	Qty.	Price	€
	<input type="checkbox"/>	7000-0199	"Cosies" Thermofleece hand warmer for companion	57	1 set	

Custom-made

	Orderno.	Colour	Description		Qty.	Price €
<input type="checkbox"/>	3249-3200		Back plate with fastening material for "HOGGI align" back cushions *	58		
			* only possible in combination with 3248-30SW and 3248-38SW			
<input type="checkbox"/>	3249-7200	346	HOGGI align Contoured back cushion, black	59		
<input type="checkbox"/>	3246-80SW		Contoured seat cushion, with abduction, leg and ischial support, with removable cushion cover, SW 24 - 32 *	60	1 pc.	
<input type="checkbox"/>	3246-80SW		Contoured seat cushion, with abduction, leg and ischial support, with removable cushion cover, SW 34 - 36 *		1 pc.	
			* not combinable with hip supports and abduction block			
<input type="checkbox"/>	SA-0286/2-KP		Abduction block 30 mm height extension kit *		1 set	
			* only in combination with abduction block and contoured seat cushion			
<input type="checkbox"/>	SA-0210-MP		Special Frame colour, RAL code only (Upcharge)		1 pc.	
<input type="checkbox"/>	6999-0014	060	Special Frame colour, Copper Gold (Upcharge)		1 pc.	
<input type="checkbox"/>	6999-0017/2		Wheel fork powder coated, color according to customer specification (Upcharge)		1 pc.	
<input type="checkbox"/>	3245-9300	346	SWINGBO® canopy incl. adapter and rain protection, black *	61	1 pc.	
			* in combination with angle and height adjustable back 3245-29SW only			
<input type="checkbox"/>	SA-0183		Extension push-bar	62	1 set	
	<input type="checkbox"/>		5 cm extension			
	<input type="checkbox"/>		10 cm extension			
<input type="checkbox"/>	SA-0572-F-MP		Plastic anti-slip coating in custom colour: Pure white (RAL 9010), Silver grey (RAL 7001), Sky blue (RAL 5015), Traffic red (RAL 3020), Pure orange (RAL 2004)* (Upcharge)	64	1 pair	
			* only in combination with HOGGI light rear wheels			
<input type="checkbox"/>	SA-0093-MP		Maxgrepp Original push rims (Upcharge)	67	1 set	
<input type="checkbox"/>	SA-0094-MP		Maxgrepp Ergo Para push rims (Upcharge)	68	1 set	
<input type="checkbox"/>	SA-0095-MP		Maxgrepp Ergo Para CP push rims (Upcharge)	69	1 set	
<input type="checkbox"/>	SA-0390		Upholstery in special colour (see table upholstery colours)		Price on request	
<input type="checkbox"/>	SA-0279/1-KP		SWINGBO® outdoor front end *	70	1 pc.	
<input type="checkbox"/>	SA-0627/1-KP		SWINGBO® 2 outdoor front end as device carrier variant* (Upcharge)	71	1 pc.	
			* additional costs for retrofitting			
<input type="checkbox"/>	SA-0619/4-KP		Mounting adapter for Outdoor front end aid for "phil & teds" sibling seat or universal car seat adapter	72	1 set	
<input type="checkbox"/>	SA-0315/3-MP		Reconstruction SWINGBO®VTi for ProAktiv One hand drive	73	1 pc.	
<input type="checkbox"/>	SA-0158-KP		Calf upholstery suitable to SW (Upcharge)		1 pc.	
<input type="checkbox"/>	SA-0594		Carbon wheel cover (Upcharge)	74	Price on request	

How to measure



Seat measurements

Seat width (SW)	24	26	28	30	32	34	36
Mounting width between the seat adaptor plates	23,5	25,5	27,5	29,5	31,5	33,5	35,5
Seat depth	26 - 30	26 - 32	26 - 34	28 - 36	30 - 38	32 - 40	34 - 42
Backrest height, back trough shaped	36 - 44	37 - 45	38 - 48	39 - 49	40 - 50	42 - 54	43 - 55
Backrest height, panel angle adjustable	33 - 42	35 - 44	37 - 46	39 - 48	41 - 50	43 - 52	45 - 54

*reduction of the seat-width between the pivot points by 2 cm if you are selecting article 3248(9)-30SB or 3245-29SB

Wheel combinations and seat heights

Front castors Rear wheels	Wheel diameter 100 mm				Wheel diameter 125 mm				Wheel diameter 140 mm						
	Camber: 3° 6° 9°				Camber: 3° 6° 9°				Camber: 3° 6° 9°						
20 x 1"	<input type="checkbox"/> Seat height 36		<input type="radio"/> K	<input type="radio"/> K	<input type="checkbox"/> Seat height 36		<input type="radio"/> K	<input type="radio"/> o	<input type="checkbox"/> Seat height 36		<input type="radio"/> o	<input type="radio"/> o			
	<input type="checkbox"/> Seat height 37		<input type="radio"/> K	<input type="radio"/> o	<input type="radio"/> K	<input type="checkbox"/> Seat height 37		<input type="radio"/> K	<input type="radio"/> o	<input type="radio"/> K	<input type="checkbox"/> o	<input type="radio"/> o			
	<input type="checkbox"/> Seat height 38		<input type="radio"/> K	<input type="radio"/> K	<input type="radio"/> K	<input type="checkbox"/> Seat height 38		<input type="radio"/> K	<input type="radio"/> K	<input type="radio"/> K	<input type="radio"/> K	<input type="radio"/> K			
	<input type="checkbox"/> Seat height 39		<input type="radio"/> K	<input type="radio"/> L	<input type="radio"/> o	<input type="checkbox"/> Seat height 39		<input type="radio"/> K	<input type="radio"/> K	<input type="radio"/> o	<input type="radio"/> K	<input type="radio"/> K			
	<input type="checkbox"/> Seat height 40		<input type="radio"/> o	<input type="radio"/> L	<input type="radio"/> L	<input type="checkbox"/> Seat height 40		<input type="radio"/> o	<input type="radio"/> L	<input type="radio"/> o	<input type="radio"/> K	<input type="radio"/> o	<input type="radio"/> K		
	<input type="checkbox"/> Seat height 41		<input type="radio"/> L	<input type="radio"/> o	<input type="radio"/> L	<input type="checkbox"/> Seat height 41		<input type="radio"/> L	<input type="radio"/> L	<input type="radio"/> L	<input type="radio"/> L	<input type="radio"/> L	<input type="radio"/> o		
	<input type="checkbox"/> Seat height 42		<input type="radio"/> L	<input type="radio"/> L	<input type="radio"/> L	<input type="checkbox"/> Seat height 42		<input type="radio"/> L	<input type="radio"/> o	<input type="radio"/> L	<input type="radio"/> o	<input type="radio"/> L	<input type="radio"/> L		
	<input type="checkbox"/> Seat height 43		<input type="radio"/> L	<input type="radio"/> o	<input type="radio"/> o	<input type="checkbox"/> Seat height 43		<input type="radio"/> L	<input type="radio"/> o	<input type="radio"/> o	<input type="radio"/> L	<input type="radio"/> o	<input type="radio"/> o		
22 x 1"	Camber: 3° 6° 9°				Camber: 3° 6° 9°				Camber: 3° 6° 9°						
	<input type="checkbox"/> Seat height 38		<input type="radio"/> o	<input type="radio"/> K	<input type="radio"/> K	<input type="checkbox"/> Seat height 38		<input type="radio"/> o	<input type="radio"/> K	<input type="radio"/> K	<input type="checkbox"/> Seat height 38		<input type="radio"/> o	<input type="radio"/> K	<input type="radio"/> K
	<input type="checkbox"/> Seat height 39		<input type="radio"/> o	<input type="radio"/> L	<input type="radio"/> L	<input type="checkbox"/> Seat height 39		<input type="radio"/> o	<input type="radio"/> K	<input type="radio"/> K	<input type="checkbox"/> Seat height 39		<input type="radio"/> K	<input type="radio"/> K	<input type="radio"/> o
	<input type="checkbox"/> Seat height 40		<input type="radio"/> L	<input type="radio"/> o	<input type="radio"/> L	<input type="checkbox"/> Seat height 40		<input type="radio"/> K	<input type="radio"/> o	<input type="radio"/> L	<input type="checkbox"/> Seat height 40		<input type="radio"/> o	<input type="radio"/> K	<input type="radio"/> K
	<input type="checkbox"/> Seat height 41		<input type="radio"/> L	<input type="radio"/> o	<input type="radio"/> L	<input type="checkbox"/> Seat height 41		<input type="radio"/> L	<input type="radio"/> L	<input type="radio"/> L	<input type="checkbox"/> Seat height 41		<input type="radio"/> o	<input type="radio"/> L	<input type="radio"/> L
	<input type="checkbox"/> Seat height 42		<input type="radio"/> L	<input type="radio"/> L	<input type="radio"/> o	<input type="checkbox"/> Seat height 42		<input type="radio"/> L	<input type="radio"/> L	<input type="radio"/> o	<input type="checkbox"/> Seat height 42		<input type="radio"/> L	<input type="radio"/> o	<input type="radio"/> L
	<input type="checkbox"/> Seat height 43		<input type="radio"/> L+	<input type="radio"/> L+	<input type="radio"/> L+	<input type="checkbox"/> Seat height 43		<input type="radio"/> o	<input type="radio"/> L	<input type="radio"/> L	<input type="checkbox"/> Seat height 43		<input type="radio"/> L	<input type="radio"/> L	<input type="radio"/> L
	<input type="checkbox"/> Seat height 44		<input type="radio"/> o	<input type="radio"/> L+	<input type="radio"/> o	<input type="checkbox"/> Seat height 44		<input type="radio"/> o	<input type="radio"/> L+	<input type="radio"/> o	<input type="checkbox"/> Seat height 44		<input type="radio"/> L	<input type="radio"/> L	<input type="radio"/> o
<input type="checkbox"/> Seat height 45		<input type="radio"/> L+	<input type="radio"/> o	<input type="radio"/> o	<input type="checkbox"/> Seat height 45		<input type="radio"/> L+	<input type="radio"/> o	<input type="radio"/> o	<input type="checkbox"/> Seat height 45		<input type="radio"/> o	<input type="radio"/> o	<input type="radio"/> o	
24 x 1"	Camber: 3° 6° 9°				Camber: 3° 6° 9°				Camber: 3° 6° 9°						
	<input type="checkbox"/> Seat height 40		<input type="radio"/> o	<input type="radio"/> o	<input type="radio"/> L	<input type="checkbox"/> Seat height 40		<input type="radio"/> o	<input type="radio"/> o	<input type="radio"/> L	<input type="checkbox"/> Seat height 40		<input type="radio"/> o	<input type="radio"/> o	<input type="radio"/> K
	<input type="checkbox"/> Seat height 41		<input type="radio"/> o	<input type="radio"/> L	<input type="radio"/> L	<input type="checkbox"/> Seat height 41		<input type="radio"/> o	<input type="radio"/> L	<input type="radio"/> o	<input type="checkbox"/> Seat height 41		<input type="radio"/> o	<input type="radio"/> L	<input type="radio"/> L
	<input type="checkbox"/> Seat height 42		<input type="radio"/> L	<input type="radio"/> L	<input type="radio"/> o	<input type="checkbox"/> Seat height 42		<input type="radio"/> L	<input type="radio"/> L	<input type="radio"/> L	<input type="checkbox"/> Seat height 42		<input type="radio"/> L	<input type="radio"/> o	<input type="radio"/> L
	<input type="checkbox"/> Seat height 43		<input type="radio"/> L+	<input type="radio"/> L+	<input type="radio"/> L+	<input type="checkbox"/> Seat height 43		<input type="radio"/> o	<input type="radio"/> L	<input type="radio"/> L	<input type="checkbox"/> Seat height 43		<input type="radio"/> L	<input type="radio"/> L	<input type="radio"/> L
	<input type="checkbox"/> Seat height 44		<input type="radio"/> o	<input type="radio"/> L+	<input type="radio"/> L+	<input type="checkbox"/> Seat height 44		<input type="radio"/> o	<input type="radio"/> o	<input type="radio"/> L+	<input type="checkbox"/> Seat height 44		<input type="radio"/> L	<input type="radio"/> L	<input type="radio"/> o
	<input type="checkbox"/> Seat height 45		<input type="radio"/> L+	<input type="radio"/> L+	<input type="radio"/> L+	<input type="checkbox"/> Seat height 45		<input type="radio"/> L+	<input type="radio"/> L+	<input type="radio"/> L+	<input type="checkbox"/> Seat height 45		<input type="radio"/> o	<input type="radio"/> L+	<input type="radio"/> L+
	<input type="checkbox"/> Seat height 46		<input type="radio"/> L+	<input type="radio"/> o	<input type="radio"/> o	<input type="checkbox"/> Seat height 46		<input type="radio"/> L+	<input type="radio"/> o	<input type="radio"/> L+	<input type="checkbox"/> Seat height 46		<input type="radio"/> o	<input type="radio"/> L+	<input type="radio"/> L+
	<input type="checkbox"/> Seat height 47		<input type="radio"/> o	<input type="radio"/> o	<input type="radio"/> o	<input type="checkbox"/> Seat height 47		<input type="radio"/> L+	<input type="radio"/> L+	<input type="radio"/> o	<input type="checkbox"/> Seat height 47		<input type="radio"/> L+	<input type="radio"/> L+	<input type="radio"/> o
	<input type="checkbox"/> not available														
<input type="radio"/> K 1281-1001 Short wheel fork with short wheel fork attachment 1 set incl.															
<input type="radio"/> K+ 1281-1004 Short wheel fork with long wheel fork attachment 1 set incl.															
<input type="radio"/> L 1281-1002 Long wheel fork with short wheel fork attachment 1 set incl.															
<input type="radio"/> L+ 1281-1003 Long wheel fork with long wheel fork attachment 1 set incl.															

(Seat height measurements are approximate values, tolerance +/- 10mm)

Upholstery colours

346 Black	321 Spacer fabric, black	(special colour)	348 Grey Soft	(special colour)
	347 Berry Soft	(special colour)	349 Turquoise Soft	(special colour)

All HOGGI upholstery are made from flame retardant Trevira CS. Exception spacer fabric (**321**).

Frame colours

001 Black (RAL 9005)	020 Yellow green (RAL 6018)	028 Pearl violet (RAL 4011)	056 Turquoise blue (RAL 5018)
002 Silver	021 Grey aluminium (RAL 9007)	029 Pearl beige (RAL 1035)	057 Iron sparkling dark light
003 Pearl ruby red (RAL 3032)	022 White (RAL 9003)	032 Black dull matt (RAL 9005M)	058 Salmon orange (RAL 2012)
004 Pearl night blue (RAL 5026)	023 Pure orange (RAL 2004)	039 Signal violet (RAL 4008)	059 Pastel blue (RAL 5024)
005 Pearl gentiant blue (RAL 5025)	024 Sparkling iron effect	040 Night blue (RAL 5022)	061 Light pink (RAL 3015)
017 Traffic yellow (RAL 1023)	025 Signal blue (RAL 5005)	050 White matt (RAL 9003)	064 Olive green (RAL 6003)
018 Flame red (RAL 3000)	026 Vermillion (RAL 2002)	053 Light green (RAL 6027)	065 Raspberry red (RAL 3027)
019 Sky blue (RAL 5015)	027 Heather violet (RAL 4003)	054 Ocean blue (RAL 5020)	066 Pastel green (RAL 6019)

SA-0210-MP Special colours on request (Enter RAL code **Upcharge**

Spoke guard



Colour code

201	HOGGI blue	205	Train
202	Wonderland	206	Dragon
203	Mouse	207	Circus
204	Water world		

CONFIGURATIONS // ACCESSORIES // SWINGBO® 2



Push bar,
detachable



Push bar „wide“



Push handles,
detachable



Push bar, foldable



Push handles, foldable



Push bar, foldable and
angle adjustable



Tie down kit



Reinforced locking claws



Knee lever wheel locks



Standard rear wheel



Standard rear wheel with
drum brake



Rear wheel HOGGI light



Rear wheel HOGGI light
with drum brake



Push rims aluminium
anodised, standard



Push rims aluminium
anodised, high



Push rims stainless steel,
standard



Push rims stainless steel,
high



Spoke guard,
transparent



Spoke guard,
printed



Wheel with rubber tire



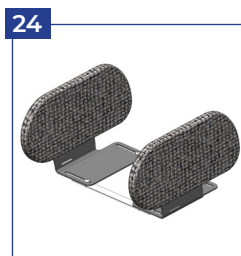
Skater wheel with LED



PU-wheel with plastic
design rim



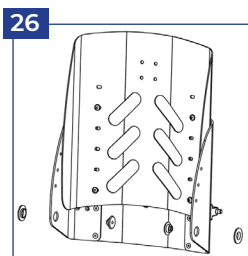
Seat panel



Hip supports



Abduction block



Back panel angle- and
height adjustable



Back, trough shaped and
height adjustable



Four gripper clamps

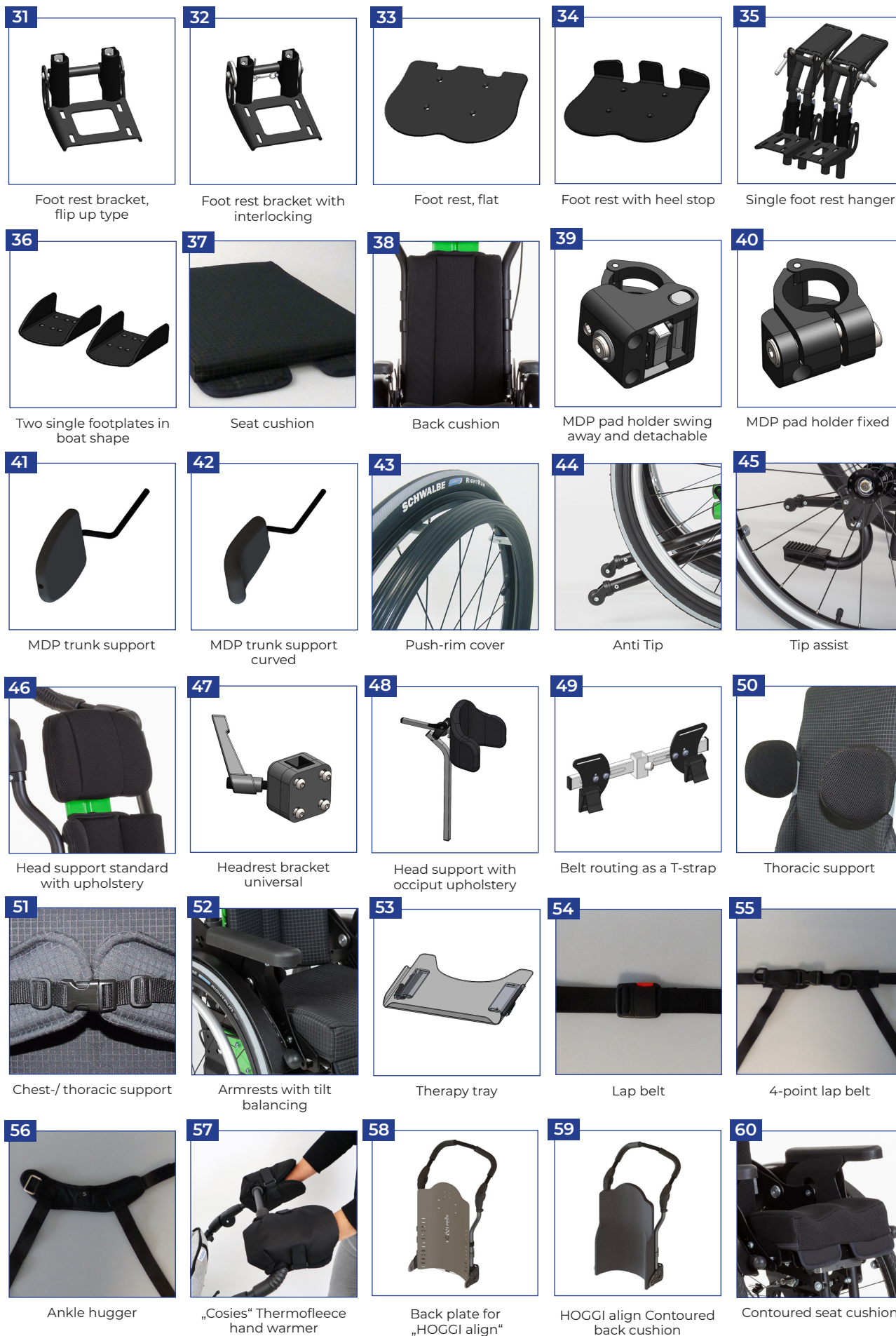


Foot rest hanger 90°



Foot rest hanger angle
adjustable

CONFIGURATIONS // ACCESSORIES // SWINGBO® 2



CONFIGURATIONS // ACCESSORIES // SWINGBO® 2




Canopy



Extension push-bar



Aluminum hand rim with plastic anti-slip coating



Aluminum hand rim with plastic anti-slip coating




Closed ergonomic hand rims



HOGGI Grip Plus



Maxgrepp Original push rims



Maxgrepp Ergo Para push rims



Maxgrepp Ergo Para CP push rims



Outdoor front end



Outdoor front end as device carrier variant



Mounting adapter for Outdoor front end



One-hand drive of „ProActiv“



Carbon wheel cover