



## SWINGBO® 2XL system wheelchair for adolescents with 45° tilt

Crash tested according to ISO 7176-19 and ANSI/RESNA WC/Vol.1. - Section 19

Order form incl. Exportprices (€) valid until revoked, release date 04/2024

<input type="checkbox"/> Offer	<input type="checkbox"/> Order
Order number / reference	Date
<input type="text"/>	<input type="text"/>
<b>Invoice address</b>	
Company	Customer number
<input type="text"/>	<input type="text"/>
Street	City, Zip code
<input type="text"/>	<input type="text"/>
E-Mail	Telephone
<input type="text"/>	<input type="text"/>
Fax	
<input type="text"/>	
<b>Delivery address</b>	
Company	
<input type="text"/>	
Street	City, Zip code
<input type="text"/>	<input type="text"/>



### Basic configuration

#### Mobility base

- Aluminium rigid frame with centre of gravity tilt in space
- Wheel base adjustable
- Rear wheels incl. push rims, detachable by quick release axles

#### Seat unit

- Adjustable seat height
- Push-handle or push-bar included
- Adjustable tilt in space -5° to +45°  
The tilt mechanism can be limited if the seat height is low, the active degree is low or if the armrests are adjusted lowly.
- Seat depth adjustable by apx. 8 cm
- Choice of seat widths 32, 36, 40, 44 cm
- Maximum load 100 kg

### Minimum information (Without this information your order can not be handled.)

<b>Frame colour</b>	<input type="text"/> (see table "Frame colours")
<b>Seat width*</b> in cm	<input type="checkbox"/> 32 <input type="checkbox"/> 36 <input type="checkbox"/> 40 <input type="checkbox"/> 44
<b>Seat height *</b>	<input type="text"/> (45 - 53 cm)
<b>Camber</b>	<input type="checkbox"/> 3° <input type="checkbox"/> 6° <input type="checkbox"/> 9°

\* see table with "Seat measurements , Wheel combinations and seat heights"

### Presettings

<b>Seat depth (SD)</b> <sup>4</sup>	<input type="text"/> (30 - 50 cm)	<b>Lower length leg (LLL)</b>	<input type="text"/> (20 - 41 cm)
<b>Back angle range</b> <sup>1</sup>	<input type="checkbox"/> 75° - 115° <input type="checkbox"/> 80° - 120°	<b>Back height</b> <sup>4</sup>	<input type="text"/> (40 - 63 cm)
<b>Push-handle- and back angle:</b> <sup>2</sup>	<input type="checkbox"/> 90° <input type="checkbox"/> 95° <input type="checkbox"/> 100° <input type="checkbox"/> 105°		
<b>Active degree</b> <sup>3</sup>	<input type="checkbox"/> 0 <input type="checkbox"/> 1 <input type="checkbox"/> 2 <input type="checkbox"/> 3 <input type="checkbox"/> 4		

<sup>1</sup> for angle and height adjustable backrest only

<sup>3</sup> see figure "Active degree"

<sup>2</sup> for foldable push handles / push bar only

<sup>4</sup> see table "Seat measurements"

At missing specifications we will adjust to minimum sizes. The back angle to 80° - 120°

## Basic variations

with/or: Please select only one variant! SW = Seat width

	Orderno.	Colour	Description	Qty.	Price €
	<input type="checkbox"/> 3247-10SW		<b>SWINGBO® 2XL chassis</b>	<b>1 pc.</b>	
with	<input checked="" type="checkbox"/> 3247-1800		Double anti tippers	<b>01</b> 1 set	incl.
or	<input type="checkbox"/> 3247-180x		Double anti tippers with tip assist <input type="checkbox"/> left (3) <input type="checkbox"/> right (4) (upcharge)	<b>02</b> 1 set	
with	<input type="checkbox"/> 3247-55SW		Push bar, detachable	<b>03</b> 1 set	incl.
or	<input type="checkbox"/> 3247-58SB		Push bar "wide", detachable	<b>04</b> 1 set	incl.
or	<input type="checkbox"/> 3245-56SW		Push handle, detachable	<b>05</b> 1 set	incl.
or	<input type="checkbox"/> 3247-30SW		Push bar, foldable (upcharge)	<b>06</b> 1 set	
or	<input type="checkbox"/> 3247-38SB		Push bar "wide", foldable (upcharge)	<b>04</b> 1 set	
or	<input type="checkbox"/> 3245-35SW		Push handle, foldable (upcharge)	<b>07</b> 1 set	
or	<input type="checkbox"/> 3249-30SW		Push bar, foldable and angle adjustable (upcharge)	<b>08</b> 1 set	
or	<input type="checkbox"/> 3249-38SB		Push bar "wide", foldable and angle adjustable (upcharge)	<b>04</b> 1 set	
	<input type="checkbox"/> 3247-7300		Tie down kit according to ISO 7176-19 *	<b>09</b> 1 set	
* Use with back rest extension or head support if there is no support for shoulder and head mounted in the transport vehicle.					
	<input type="checkbox"/> 3245-5113S		Reinforced locking claws for push bar 3245-30SW and push handles 3245-35SW * (upcharge)	<b>10</b> 1 set	
* necessary if used with tie down kit					

## Brakes, wheel cover and side parts

with/or: Please select only one variant! SW = Seat width

	Orderno.	Colour	Description	Qty.	Price €
with	<input type="checkbox"/> 1207-1001		Knee lever wheel locks to mount on the frame tube	1 set	incl.
or	<input type="checkbox"/> 3246-169x		Wheel lock lever integrated in wheel guards (0=20", 2=22", 4=24")	<b>11</b> 1 set	
or	<input type="checkbox"/> 3246-169*B		Wheel lock lever integrated in wheel guards, wide for 3° camber (2=22", 4=24")	1 set	
with	<input type="checkbox"/> 3246-160x		Wheel guard (0=20", 2=22", 4=24")	1 set	

## Rear wheels standard

with/or: Please select only one variant!

	Orderno.	Colour	Description	Qty.	Price €
with	<input type="checkbox"/> 1292-2xx1		Standard rear wheel with aluminium hand rim	<b>12</b> 1 set	incl.
or	<input type="checkbox"/> 1292-3xx1		Standard rear wheel with drum brake and aluminium hand rim (upcharge)	<b>13</b> 1 set	
with	<input type="checkbox"/> 1292-x3xx		22" wheel diameter	1 set	incl.
or	<input type="checkbox"/> 1292-x4xx		24" wheel diameter	1 set	incl.
with	<input type="checkbox"/> 1292-xx1x		Pneumatic tires 1"	1 set	incl.
or	<input type="checkbox"/> 1292-xx2x		Flat free tires 1"	1 set	incl.

## Rear wheels HOGGI light

with/or: Please select only one variant!

	Orderno.	Colour	Description	Qty.	Price €
with	<input type="checkbox"/> 1292-0xxx		Rear wheel <b>HOGGI</b> light (upcharge)	<b>14</b> 1 set	
or	<input type="checkbox"/> 1292-1xxx		Rear wheel with drum brake (upcharge)	<b>15</b> 1 set	
or	<input type="checkbox"/> 1292-x3xx		22" wheel diameter	1 set	incl.
or	<input type="checkbox"/> 1292-x4xx		24" wheel diameter	1 set	incl.
with	<input type="checkbox"/> 1292-xx1x		Pneumatic tires 1"	1 set	incl.
or	<input type="checkbox"/> 1292-xx2x		Flat free tires (20x1 3/8", 22x1" und 24x1")	1 set	incl.
with	<input type="checkbox"/> 1292-xxx0		Without push rims		
or	<input type="checkbox"/> 1292-xxx1		Push rims aluminium anodised, "standard" mounting	<b>16</b> 1 set	incl.
or	<input type="checkbox"/> 1292-xxx2		Push rims aluminium anodised, "high" mounting	<b>17</b> 1 set	incl.
or	<input type="checkbox"/> 1292-xxx3		Push rims stainless steel, "standard" mounting (upcharge)	<b>18</b> 1 set	
or	<input type="checkbox"/> 1292-xxx4		Push rims stainless steel, "high" mounting (upcharge)	<b>19</b> 1 set	
with	<input type="checkbox"/>		Push rim mounting wide		
	<input type="checkbox"/>		Push rim mounting narrow		
or	<input type="checkbox"/> 1204-1155		Closed ergonomic hand rims 22", black anodized, for Hoggi-light wheels (Upcharge)	<b>65</b> 1 Set	
or	<input type="checkbox"/> 1204-1156		Closed ergonomic hand rims 24", black anodized, for Hoggi-light wheels (Upcharge)	1 Set	
with	<input type="checkbox"/> 1204-106X		"HOGGI Grip Plus" hand rim inserts black, for closed ergonomic hand rims (Upcharge)	<b>66</b> 1 Set	
	<input type="checkbox"/> 1204-114X		Aluminum hand rim with plastic anti-slip coating, black, standard mounting (Upcharge)	<b>67</b> 1 pair	
	<input type="checkbox"/> 1204-114X		Aluminum hand rim with plastic anti-slip coating, black, high mounting (Upcharge)	1 pair	

**Spoke guards // Old motifs // Sale**

	Orderno.	Colour	Description	Qty.	Price €
<input type="checkbox"/>	1204-101x		Spoke guard, transparent *	<b>20</b>	1 set
<input type="checkbox"/>	1204-101x		Spoke guard, transparent, for drum brakes wheels *		1 set
<input type="checkbox"/>	1204-101x		Spoke guard, printed ** (Sale)	<b>21</b>	1 set
<input type="checkbox"/>	1204-101x		Spoke guard, printed, for drum brakes ** (Sale)		1 set
* Motifs 2021 only possible in combination with 1204-2001-XXX					
** please enter code of your print design see attachment or brochure "spoke guard" // Only while stocks last!					
*** printed spoke guards are not available for 20" wheels					

**Spoke guards // New motifs 2021 (with 10% dealer discount)**

	Order no.	Colour	Description	Qty.	Price €
<input type="checkbox"/>	1204-2001-000		Spoke guard Special interior foiling, single-coloured according to customer requirements <sup>1 2</sup>		1 set
<input type="checkbox"/>	1204-2001-2XX		Spoke guard Special interior foiling, printed <sup>1 3</sup>		1 set
<input type="checkbox"/>	1204-2001-SA		Spoke guard Special interior foiling, printed according to customer requirements <sup>1</sup>		Price on request
<sup>1</sup> only in combination with transparent spoke guard					
<sup>2</sup> please specify RAL tone					
<sup>3</sup> Spoke guard motif selectable in "Order form spoke-guards" (available on the website)					

**Front castors**

with/or: Please select only one variant!

	Orderno.	Colour	Description	Qty.	Price €
with <input type="checkbox"/>	1250-1003S		Wheel with rubber tire, black 125x32	<b>22</b>	1 set incl.
or <input type="checkbox"/>	1250-1005S		Wheel with rubber tire, black 140x40		1 set incl.
or <input type="checkbox"/>	1250-1006S		Wheel with PU tire, black 190x50 (upcharge)		1 set
* Pneumatic tires only on request					
or <input type="checkbox"/>	1249-1006		Skater wheel with LED 125x24 (upcharge)	<b>23</b>	1 set
or <input type="checkbox"/>	1221-1003		PU-wheel with plastic design rim 100x34 (upcharge)	<b>24</b>	1 set
or <input type="checkbox"/>	1221-1004		PU-wheel with plastic design rim 125x34 (upcharge)		1 set

**Accessories**

with/or: Please select only one variant! SW = Seat width

	Orderno.	Colour	Description	Qty.	Price €
<input type="checkbox"/>	3245-24SW	015	Seat panel	<b>25</b>	1 set
<input type="checkbox"/>	3248-6502	346	Straight hip supports size 2 (250 x 110 mm), SW 28 - 34 *	<b>26</b>	1 pair
<input type="checkbox"/>	3249-6502	346	Straight hip supports size (250 x 110 mm), SW 36 - 44 *		1 pair
* Hip supports reduce the maximum seat width by 3 cm					
<input type="checkbox"/>	3231-7900	346	Abduction block, size 2, swing away, detachable (LWH 11x8x10 cm)	<b>27</b>	1 pc.
<input type="checkbox"/>	3233-7800	346	Abduction block, size 3, swing away, detachable (LWH 13x9x10 cm)		1 pc.
<input type="checkbox"/>	3245-29SW		Back panel angle- and height adjustable* in frame colour	<b>28</b>	1 set
* in combination with detachable push handle / push bar only					
<input type="checkbox"/>	3245-32SW		Back, trough shaped and height adjustable* in frame colour	<b>29</b>	1 set
* in combination with push handle / push bar foldable and angle adj.					
<input type="checkbox"/>	3245-3310		Four gripper clamps D25 with fasteners to arm blank sheet on the back tube	<b>30</b>	1 set
<input type="checkbox"/>	3245-4005	015	Foot rest hanger 90°, LLL short 20 - 36 cm	<b>31</b>	1 set
<input type="checkbox"/>	3245-4006	015	Foot rest hanger 90°, LLL long 20 - 41 cm *		1 set
<input type="checkbox"/>	3245-4007	015	Foot rest bracket angle adjustable, 85-160°, LLL short 20 - 36 cm	<b>32</b>	1 set
<input type="checkbox"/>	3245-4008	015	Foot rest system angle adjustable. 85-160°, LLL long 20 - 41 cm *		1 set
with <input type="checkbox"/>	3245-4302		Foot rest bracket angle adjustable, flip up type	<b>33</b>	1 set incl.
or <input type="checkbox"/>	3245-4303		Foot rest bracket angle adjustable, flip up type, lockable	<b>34</b>	1 set
with <input type="checkbox"/>	3245-44SW		Foot rest	<b>35</b>	1 pc.
or <input type="checkbox"/>	3245-45SW		Foot rest with heel stop	<b>36</b>	1 pc.
or <input type="checkbox"/>	3249-46SW		Foot rest aluminum in frame color (SW 36, 40, 44)	<b>37</b>	1 pc.
or <input type="checkbox"/>	3249-46SW	015	Foot rest aluminum black (SW 36, 40, 44)		1 pc.
with <input type="checkbox"/>	3249-45SW	015	Heel plate Alu (SW 36, 40, 44)	<b>38</b>	1 pc.
<input type="checkbox"/>	3245-4003	015	Single foot rest hanger, separat angle adj. 85-160°, LLL short 20-36cm	<b>39</b>	1 set
or <input type="checkbox"/>	3245-4004	015	Single foot rest hanger, separat angle adj. 85-160°, LLL long 20-41cm *		1 set
with <input type="checkbox"/>	3245-46SW		Two single footplates in boat shape	<b>40</b>	1 set
* applicable up from seat height 45 cm					
<input type="checkbox"/>	1204-101x		Push-rim cover in silicone black fluted (5=20", 6=22", 7=24")	<b>41</b>	1 set

## Accessories

with/or: Please select only one variant! SW = Seat width

	Orderno.	Colour	Description	Qty.	Price	€
<input type="checkbox"/>	3243-7603	346	Head support standard with upholstery	42	1 pc.	
<input type="checkbox"/>	3201-3830		Headrest bracket "universal" (for 3245-7800 or third-party products )	43	1 pc.	
<input type="checkbox"/>	3245-7800	306	Head support with occiput upholstery incl. mount. bracket	44	1 pc.	
<input type="checkbox"/>	3200-0401		Belt routing as a T-strap above the shoulders	45	1 pc.	
<input type="checkbox"/>	3245-6802	346	Thoracic support*, particular adjustable, size approx. 12x13x2 cm	46	1 set	
			<b>* in combination with angle and height adjustable back 3245-29SW only</b>			
<input type="checkbox"/>	3246-68SB	346	Thoracic support, adjusted to back panel trough shaped (12x13x2 cm)		1 set	
<input type="checkbox"/>	3245-6401	346	Chest-/ thoracic support, size 1, length 33 - 43 cm *	47	1 pc.	
<input type="checkbox"/>	3245-6402	346	Chest-/ thoracic support, size 2, length 39 - 49 cm *		1 pc.	
<input type="checkbox"/>	3245-6403	346	Chest-/ thoracic support, size 3, length 45 - 55 cm *		1 pc.	
			<b>* chest measurement measured up from the back rest, in combination with angle and height adjustable back 3245-29SW only</b>			
			<b>* by ordering these articles in combination with a back panel trough shaped SA-0295-MP must be taken additionally</b>			
<input type="checkbox"/>	3246-6200		Armrests, size 1, height 14 - 21 cm *		1 pair	
			<b>* depending on seat height and seat angle not all "armrestheights" are available</b>			
			<b>* Tilt may be limited with certain settings</b>			
or	<input type="checkbox"/>	3246-6300	Armrests, size 2, height 19 - 26 cm *		1 pair	
			<b>* depending on seat height and seat angle not all "armrestheights" are available</b>			
or	<input type="checkbox"/>	3246-6400	Armrests with tilt balancing size 1, height 15-23 cm	48	1 pair	
or	<input type="checkbox"/>	3246-6500	Armrests with tilt balancing size 2, height 18-26 cm		1 pair	
or	<input type="checkbox"/>	3246-6500 _SA-0408-MP	Armrests with tilt balancing reinforced version size 2, height 18-26 cm		1 pair	
with	<input type="checkbox"/>	7000-0051	PU-armrest pads, 235 mm long		1 pair	incl.
or	<input type="checkbox"/>	7000-0052	PU-armrest pads, 270 mm long		1 pair	incl.
	<input type="checkbox"/>	3240-8203	Therapy tray, size 3, SW 32 *	49	1 pc.	
	<input type="checkbox"/>	3240-8204	Therapy tray, size 4, SW 36 *		1 pc.	
	<input type="checkbox"/>	3240-8205	Therapy tray, size 5, SW 40 - 44 *		1 pc.	
			<b>* in combination with armrests only</b>			
<input type="checkbox"/>	3201-6100		Lap belt	50	1 pc.	
<input type="checkbox"/>	3240-6703		<b>SWINGBO®</b> 4-point lap belt, size M (SW 28 - 34)	51	1 pc.	
<input type="checkbox"/>	3240-6704		<b>SWINGBO®</b> 4-point lap belt, size L (SW 34 - 42)		1 pc.	
<input type="checkbox"/>	3201-6400		Ankle hugger, size 1	52	1 pair	
<input type="checkbox"/>	3203-6400		Ankle hugger, size 2		1 pair	
<input type="checkbox"/>	3245-72SW	346	Back cushion, through shaped back black 2,5 cm thick, SW 32	53	1 pc.	
<input type="checkbox"/>	3245-72SW	346	Back cushion, through shaped back black 2,5 cm thick, SW 36 - 44		1 pc.	
<input type="checkbox"/>	3245-73SW	346	Back cushion black 2,5 cm thick, SW 32		1 pc.	
<input type="checkbox"/>	3245-73SW	346	Back cushion black 2,5 cm thick, SW 36 - 44		1 pc.	
<input type="checkbox"/>	3245-71SW	346	Seat cushion short 3 cm thick, SW 32	54	1 pc.	
<input type="checkbox"/>	3245-71SW	346	Seat cushion short 3 cm thick, SW 36 - 44		1 pc.	
<input type="checkbox"/>	3245-77SW	346	Seat cushion 3 cm thick with cut out for hip support, SW 32		1 pc.	
<input type="checkbox"/>	3245-77SW	346	Seat cushion 3 cm thick with cut out for hip support, SW 36 - 44		1 pc.	
with	<input type="checkbox"/>	2240-1505	MDP pad holder swing away and detachable for attachment to round tube D25 mm, left side	55	1 pc.	
with	<input type="checkbox"/>	2240-1506	MDP pad holder swing away and detachable for attachment to round tube D25 mm, right side		1 pc.	
or	<input type="checkbox"/>	2240-1405	MDP pad holder fixed for attachment to round tube D25 mm, left/right side	56	1 pc.	
with	<input type="checkbox"/>	2240-1461	346 MDP trunk support size 1 (8 x 10 x 2 cm), cover black	57	1 pc.	
or	<input type="checkbox"/>	2240-1462	346 MDP trunk support size 2 (10 x 12 x 2 cm), cover black		1 pc.	
or	<input type="checkbox"/>	2240-1463	346 MDP trunk support size 3 (12 x 13 x 2 cm), cover black		1 pc.	
or	<input type="checkbox"/>	2240-1471	MDP trunk support curved size 1 (6 x 11,5 x 2,5 cm), PU w/o cover	58	1 pc.	
or	<input type="checkbox"/>	2240-1472	MDP trunk support curved size 2 (8 x 14 x 2,5 cm), PU w/o cover		1 pc.	

## Extra equipment

	Order no.	Colour	Description	Qty.	Price	€
<input type="checkbox"/>	7000-0199		"Cosies" Thermofleece hand warmer for companion	59	1 set	

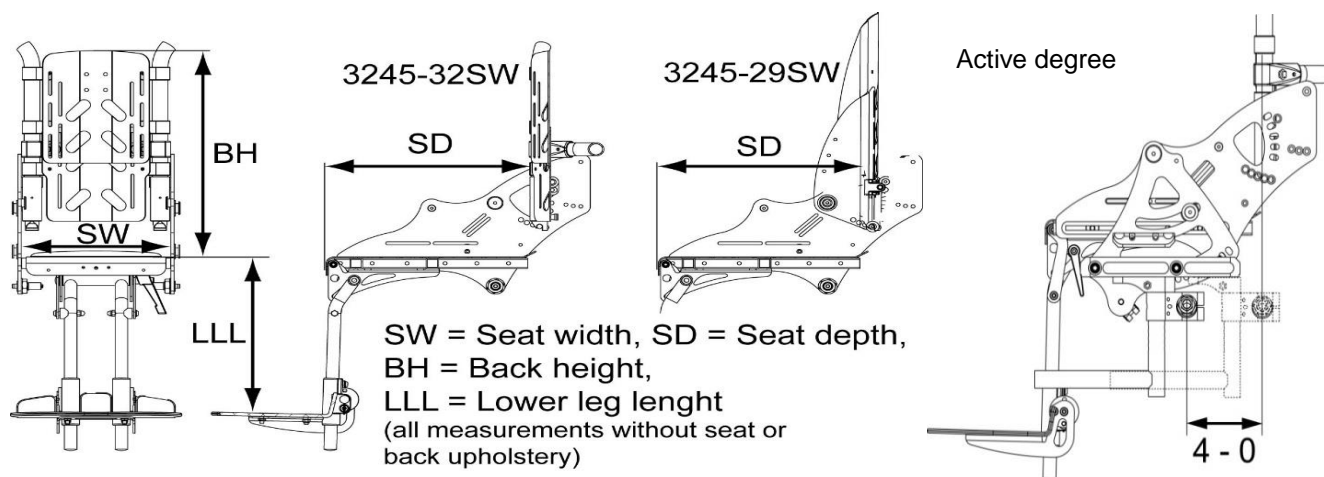
## Custom-made

SW = Seat width

Orderno.	Colour	Description	Qty.	Price €
<input type="checkbox"/> 3249-3200		Back plate with fastening material for "HOGGI align" back cushions	60	
<input type="checkbox"/> 3249-7200	346	HOGGI align Contoured back cushion, black	61	
<input type="checkbox"/> 3245-80SW	346	Contoured seat cushion, with abduction, leg and ischial support, with removable cushion cover, SW 32 *	62	1 pc.
<input type="checkbox"/> 3245-80SW	346	Contoured seat cushion, with abduction, leg and ischial support, with removable cushion cover, SW 36 - 44 *		1 pc.
<b>* not combinable with hip supports and abduction block</b>				
<input type="checkbox"/> SA-0286/2-KP		Abduction block 30 mm height extension kit *		1 set
<b>* only in combination with abduction block and contoured seat cushion</b>				
<input type="checkbox"/> 3245-9300	346	SBO canopy incl. adapter and rain protection, black *	63	1 pc.
<b>* only in conjunction with back angle and height adjustable 3245-29SW</b>				
<input type="checkbox"/> SA-0183		Extension push-bar	64	
<input type="checkbox"/>		5 cm extension		
<input type="checkbox"/>		10 cm extension		
<input type="checkbox"/> SA-0572-F-MP		Plastic anti-slip coating in custom colour: Pure white (RAL 9010), Silver grey (RAL 7001), Sky blue (RAL 5015), Traffic red (RAL 3020), Pure orange (RAL 2004)* (Upcharge)	68	1 pair
<b>* only in combination with HOGGI light rear wheels</b>				
<input type="checkbox"/> SA-0093-MP		Maxgrepp Original Greifreifen (Upcharge)	69	1 set
<input type="checkbox"/> SA-0094-MP		Maxgrepp Ergo Para Greifreifen (Upcharge)	70	1 set
<input type="checkbox"/> SA-0095-MP		Maxgrepp Ergo Para CP Greifreifen (Upcharge)	71	1 set
<input type="checkbox"/> SA-0390		Upholstery in special colour (see table upholstery colours)		Price on request
<input type="checkbox"/> SA-0210		Frame in special color with RAL code (Upcharge)		1 pc.
<input type="checkbox"/> 6999-0014	060	Special Frame colour, Copper Gold (Upcharge)		1 pc.
<input type="checkbox"/> 6999-0017/2		Wheel fork powder coated, color according to customer specification (Upcharge)		1 pc.
<input type="checkbox"/> SA-0279/2-KP		<b>SWINGBO® 2 XL</b> outdoor front end	72	1 pc.
<b>* additional costs for retrofitting</b>				
<input type="checkbox"/> SA-0315/1-MP		Reconstruction for Proaktiv One hand drive	73	1 pc.
<input type="checkbox"/> SA-0158-KP		Calf upholstery suitable to SW (Upcharge)		1 pc.
<input type="checkbox"/> SA-0463-MP		Adjustment to the SHERPA Vario Footrest system * (Upcharge)		1 pc.
<b>* applicable up from SW36</b>				
<input type="checkbox"/> SA-0594		Carbon wheel cover (Upcharge)	74	Price on request



## How to measure



## Seat measurements

Seat width (SW)	32	36	40	44
Mounting width between the seat adaptor plates	31,5	35,5	39,5	43,5
Seat depth	30 - 42	34 - 46	38 - 50	38 - 50
Backrest height, back trough shaped	40 - 50	43 - 55	45 - 57	48 - 60
Backrest height, panel angle adjustable	41 - 50	45 - 54	50 - 59	54 - 63

\*reduction of the seat-width between the pivot points by 2 cm if you are selecting article 3248(9)-30SB or 3245-29SB

## Wheel combinations and seat heights

Front castors Rear wheels	Wheel diameter 125 mm				Wheel diameter 140 mm				Wheel diameter 190 mm			
	Camber 3° 6° 9°				Camber 3° 6° 9°				Camber 3° 6° 9°			
22 x 1"	<input type="checkbox"/> Seat height 45	K	K	K	<input type="checkbox"/> Seat height 45	o	K	K	<input type="checkbox"/> Seat height 45	o	o	o
	<input type="checkbox"/> Seat height 46	K	K	K	<input type="checkbox"/> Seat height 46	K	K	K	<input type="checkbox"/> Seat height 46	o	o	o
	<input type="checkbox"/> Seat height 47	L	K	L	<input type="checkbox"/> Seat height 47	K	K	K	<input type="checkbox"/> Seat height 47	o	o	o
	<input type="checkbox"/> Seat height 48	L	L	L	<input type="checkbox"/> Seat height 48	K	K	L	<input type="checkbox"/> Seat height 48	o	o	o
	<input type="checkbox"/> Seat height 49	L	L	L	<input type="checkbox"/> Seat height 49	L	L	L	<input type="checkbox"/> Seat height 49	o	o	
	<input type="checkbox"/> Seat height 50	L	o	o	<input type="checkbox"/> Seat height 50	L	o	o	<input type="checkbox"/> Seat height 50	LB		
24 x 1"	<input type="checkbox"/> Seat height 45	K	K	K	<input type="checkbox"/> Seat height 45	o	o	o	<input type="checkbox"/> Seat height 45	o	o	o
	<input type="checkbox"/> Seat height 46	K	K	K	<input type="checkbox"/> Seat height 46	K	K	K	<input type="checkbox"/> Seat height 46	o	o	o
	<input type="checkbox"/> Seat height 47	K	K	K	<input type="checkbox"/> Seat height 47	K	K	K	<input type="checkbox"/> Seat height 47	o	o	o
	<input type="checkbox"/> Seat height 48	K	K	L	<input type="checkbox"/> Seat height 48	K	K	L	<input type="checkbox"/> Seat height 48	o	o	o
	<input type="checkbox"/> Seat height 49	L	L	L	<input type="checkbox"/> Seat height 49	L	L	L	<input type="checkbox"/> Seat height 49	o	o	o
	<input type="checkbox"/> Seat height 50	L	o	L	<input type="checkbox"/> Seat height 50	L	L	L	<input type="checkbox"/> Seat height 50	o	LB	LB
	<input type="checkbox"/> Seat height 51	L	L	L	<input type="checkbox"/> Seat height 51	L	L	L	<input type="checkbox"/> Seat height 51	LB	LB	LB
	<input type="checkbox"/> Seat height 52				<input type="checkbox"/> Seat height 52	L	L	o	<input type="checkbox"/> Seat height 52	LB	LB	o
	<input type="checkbox"/> Seat height 53								<input type="checkbox"/> Seat height 53	LB	o	o
	o not available K 1281-1001 Short wheel fork with wheel fork attachment 1 set incl. L 1281-1002 Long wheel fork with wheel fork attachment 1 set incl. LB 1281-1005 Long wide wheel fork with wheel fork attachment 1 set incl.											

(Seat height measurements are approximate values, tolerance +/- 10mm)

## Frame colours

<b>001</b> Black (RAL 9005)	<b>020</b> Yellow green (RAL 6018)	<b>028</b> Pearl violet (RAL 4011)	<b>056</b> Turquoise blue (RAL 5018)
<b>002</b> Silver	<b>021</b> Grey aluminium (RAL 9007)	<b>029</b> Pearl beige (RAL 1035)	<b>057</b> Iron sparkling dark light
<b>003</b> Pearl ruby red (RAL 3032)	<b>022</b> White (RAL 9003)	<b>032</b> Black dull matt (RAL 9005M)	<b>058</b> Salmon orange (RAL 2012)
<b>004</b> Pearl night blue (RAL 5026)	<b>023</b> Pure orange (RAL 2004)	<b>039</b> Signal violet (RAL 4008)	<b>059</b> Pastel blue (RAL 5024)
<b>005</b> Pearl gentian blue (RAL 5025)	<b>024</b> Sparkling iron effect	<b>040</b> Night blue (RAL 5022)	<b>061</b> Light pink (RAL 3015)
<b>017</b> Traffic yellow (RAL 1023)	<b>025</b> Signal blue (RAL 5005)	<b>050</b> White matt (RAL 9003)	<b>064</b> Olive green (RAL 6003)
<b>018</b> Flame red (RAL 3000)	<b>026</b> Vermillion (RAL 2002)	<b>053</b> Light green (RAL 6027)	<b>065</b> Raspberry red (RAL 3027)
<b>019</b> Sky blue (RAL 5015)	<b>027</b> Heather violet (RAL 4003)	<b>054</b> Ocean blue (RAL 5020)	<b>066</b> Pastel green (RAL 6019)

**SA-0210-MP** Special colours on request (Enter RAL code  **Upcharge**

## Upholstery colours

<b>346</b> Black	<b>321</b> Spacer fabric, black (special colour)	<b>348</b> Grey Soft (special colour)
	<b>347</b> Berry Soft (special colour)	<b>349</b> Turquoise Soft (special colour)

All HOGGI upholstery are made from flame retardant Trevira CS. Exception spacer fabric (**321**).

## Spoke guard



### Colour code

<b>201</b>	<b>HOGGI</b> blue	<b>205</b>	Train
<b>202</b>	Wonderland	<b>206</b>	Dragon
<b>203</b>	Mouse	<b>207</b>	Circus
<b>204</b>	Water world		

# CONFIGURATIONS // ACCESSORIES // SWINGBO® 2 XL



Double anti tippers



Double anti tippers with tip assist



Push bar, detachable



Push bar „wide“



Push handles, detachable



Push bar, foldable



Push handles, foldable



Push bar, foldable and angle adjustable



Tie down kit



Reinforced locking claws



Wheel lock lever integrated in wheel guards



Standard rear wheel



Standard rear wheel with drum brake



Rear wheel HOGGI light



Rear wheel HOGGI light with drum brake



Push rims aluminium anodised, standard



Push rims aluminium anodised, high



Push rims stainless steel, standard



Push rims stainless steel, high



Spoke guard, transparent



Spoke guard, printed



Wheel with rubber tire



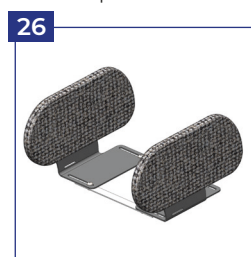
Skater wheel with LED



PU-wheel with plastic design rim



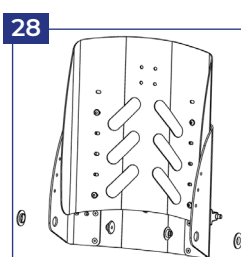
Seat panel



Hip supports



Abduction block



Back panel angle- and height adjustable



Back, trough shaped and height adjustable



Four gripper clamps



# CONFIGURATIONS // ACCESSORIES // SWINGBO® 2 XL



Foot rest hanger 90°



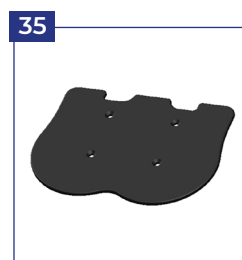
Foot rest hanger angle adjustable



Foot rest bracket, flip up type



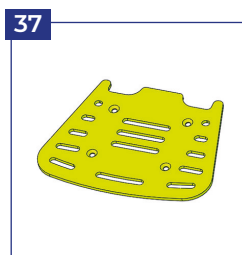
Foot rest bracket with interlocking




Foot rest, flat



Foot rest with heel stop



Footrest aluminium in frame colour



Heel plate alu, black



Single foot rest hanger



Two single footplates in boat shape



Push-rim cover




Head support standard with upholstery



Headrest bracket universal



Head support with occiput upholstery



Belt routing as a T-strap



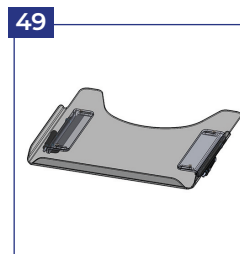
Thoracic support



Chest-/ thoracic support



Armrests with tilt balancing



Therapy tray



Lap belt




4-point lap belt



Ankle hugger



Back cushion



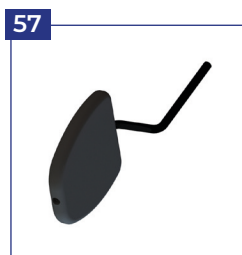
Seat cushion



MDP pad holder swing away and detachable



MDP pad holder fixed



MDP trunk support



MDP trunk support curved



„Cosies“ Thermofleece hand warmer



Back plate for „HOGGI align“

## CONFIGURATIONS // ACCESSORIES // SWINGBO® 2 XL



61  
HOGGI align Contoured back cushion



62  
Contoured seat cushion



63  
Canopy



64  
Extension push-bar




65  
Closed ergonomic hand rims



66  
HOGGI Grip Plus



67  
Aluminum hand rim with plastic anti-slip coating



68  
Aluminum hand rim with plastic anti-slip coating



69  
Maxgrepp Original push rims



70  
Maxgrepp Ergo Para push rims



71  
Maxgrepp Ergo Para CP push rims



72  
Outdoor front end



73  
One-hand drive of „ProActiv“



74  
Carbon wheel cover