



SWINGBO® VTi XL system wheelchair for adolescents with 45° tilt

Crash tested according to ISO 7176-19 and RESNA WC-4:2012: Section 19

Order form incl. Exportprices (€) valid until revoked, release date 01/2025

<input type="checkbox"/> Offer	<input type="checkbox"/> Order
Order number / reference	Date
Invoice address	
Company	Customer number
Street	City, Zip code
E-Mail	Telephone
Fax	
Delivery address	
Company	
Street	City, Zip code



Basic configuration

Mobility base

- Aluminium rigid frame with centre of gravity tilt in space
- Wheel base adjustable in 2,5 cm steps
- Wheel guards and **HOGGI** light brakes
- Double wall rear wheels incl. push rims with light weight tires, detachable by quick release axles
- Wheel camber selectively 3°, 6° or 9°

Seat unit

- Adjustable seat height
- Push-handle or push-bar included
- Adjustable tilt in space: -5° to +45°
The tilt mechanism can be limited if the seat height is low, the active degree is low or if the armrests are adjusted lowly.
- Seat depth adjustable by apx. 12 cm
- Choice of seat widths 36, 40 & 44 cm
- Maximum load 75 kg

Minimum information (Without this information your order can not be handled.)

Frame colour (see table "Frame colours")

Seat width* in cm	<input type="checkbox"/> 36	<input type="checkbox"/> 40	<input type="checkbox"/> 44	Seat height *	<input type="checkbox"/> (41 - 51 cm)
Camber	<input type="checkbox"/> 3°	<input type="checkbox"/> 6°	<input type="checkbox"/> 9°	with base frame	<input type="checkbox"/> low or <input type="checkbox"/> high

* see table "seat measurements, wheel combinations and seat heights"

Presettings

Seat depth (SD) ⁴	<input type="checkbox"/> (34 - 50 cm)	Lower length leg (LLL)	<input type="checkbox"/> (20 - 41 cm)	
Back angle range ¹	<input type="checkbox"/> 75° - 115°	<input type="checkbox"/> 80° - 120°	Back height ⁴	<input type="checkbox"/> (43 - 63 cm)
Push-handle- and back angle: ²	<input type="checkbox"/> 90°	<input type="checkbox"/> 95°	<input type="checkbox"/> 100°	<input type="checkbox"/> 105°
Active degree ³	<input type="checkbox"/> (0 - 10 cm)			

¹ for angle and height adjustable backrest only

³ see figure "Active degree"

² for foldable push handles / push bar only

⁴ see table "Seat measurements"

At missing specifications we will adjust to minimum sizes. The back angle to 80°-120°

Basic variations

with/or: Please select only one variant! SW = Seat width

	Orderno.	Colour	Description	Qty.	Price €
	<input type="checkbox"/>	3249-10SW	SWINGBO® VTi XL chassis	1 pc	
	<input checked="" type="checkbox"/>	3248-1800	Anti Tipper left and right	01	1 set incl.
with	<input type="checkbox"/>	3245-55SW	Push bar, detachable	02	1 set incl.
or	<input type="checkbox"/>	3245-58SW	Push bar "wide", detachable	03	1 set incl.
or	<input type="checkbox"/>	3245-56SW	Push handle, detachable	04	1 set incl.
or	<input type="checkbox"/>	3245-30SW	Push bar, foldable	(upcharge) 05	1 set
or	<input type="checkbox"/>	3245-38SW	Push bar "wide", foldable	(upcharge) 03	1 set
or	<input type="checkbox"/>	3245-35SW	Push handle, foldable	(upcharge) 06	1 set
or	<input type="checkbox"/>	3248-30SW	Push bar, foldable and angle adjustable	(upcharge) 07	1 set
or	<input type="checkbox"/>	3248-38SW	Push bar "wide", foldable and angle adjustable	(upcharge) 03	1 set
	<input type="checkbox"/>	3249-7300	Tie down kit according to ISO 7176-19 *	08	1 set
* Use with back rest extension or head support if there is no support for shoulder and head mounted in the transport vehicle.					
	<input type="checkbox"/>	3245-5113S	Reinforced locking claws for push bar 3245-30SW and push handles 3245-35SW *	(upcharge) 09	1 set
* necessary if used with tie down kit					
	<input type="checkbox"/>	3249-1530	Tilt mechanism support kit (recommended for load over 40 kg)		1 set

Brakes, wheel cover and side parts

with/or: Please select only one variant! SW = Seat width

	Orderno.	Colour	Description	Qty.	Price €
with	<input type="checkbox"/>	3249-1760	HOGGI light sport brake	10	1 set incl.
or	<input type="checkbox"/>	3249-1750	Standard brakes SWINGBO VTi XL		1 set incl.
with	<input type="checkbox"/>	3248-160x	Wheel guards (2=22", 4=24"; at 3° camber: 3=22", 5=24")		1 set incl.
or	<input type="checkbox"/>	3248-169x	Wheel lock lever integrated in wheel guards (2=22", 4=24"; at 3° camber: 3=22", 5=24")		1 set

Aluminium fender

	Order no.	Colour	Description	Qty.
with	<input type="checkbox"/>	3248-1698	Wheel guards aluminum in frame color, 20-24" with integrated wheel lock levers	11
or	<input type="checkbox"/>	3248-1699	Wheel guards luminum in frame color 20-24" with integrated wheel lock levers, wide for 3° camber	1 set

Rear wheels, HOGGI light

with/or: Please select only one variant!

	Orderno.	Colour	Description	Qty.	Price €
with	<input type="checkbox"/>	1296-0xxx	Rear wheel HOGGI light	12	1 set incl.
or	<input type="checkbox"/>	1296-1xxx	Rear wheel with drum brake	(upcharge) 13	1 set
or	<input type="checkbox"/>	1296-x3xx	22" wheel diameter		1 set incl.
or	<input type="checkbox"/>	1296-x4xx	24" wheel diameter		1 set incl.
with	<input type="checkbox"/>	1296-xx1x	Pneumatic tires 1"		1 set incl.
or	<input type="checkbox"/>	1296-xx2x	Flat free tires(20x1 3/8", 22x1" und 24x1")		1 set incl.
with	<input type="checkbox"/>	1296-xxx0	Without push rims		
or	<input type="checkbox"/>	1296-xxx1	Push rims aluminium anodised, "standard" mounting	14	1 set incl.
or	<input type="checkbox"/>	1296-xxx2	Push rims aluminium anodised, "high" mounting	15	1 set incl.
or	<input type="checkbox"/>	1296-xxx3	Push rims stainless steel, "standard" mounting	(upcharge) 16	1 set
or	<input type="checkbox"/>	1296-xxx4	Push rims stainless steel, "high" mounting	(upcharge) 17	1 set
with	<input type="checkbox"/>		Push rim mounting wide		
	<input type="checkbox"/>		Push rim mounting narrow		
or	<input type="checkbox"/>	1204-1155	Closed ergonomic hand rims 22 ", black anodized, for Hoggi-light wheels	(Upcharge) 63	1 Set
or	<input type="checkbox"/>	1204-1156	Closed ergonomic hand rims 24 ", black anodized, for Hoggi-light wheels	(Upcharge)	1 Set
with	<input type="checkbox"/>	1204-106X	"HOGGI Grip Plus" hand rim inserts black, for closed ergonomic hand rims	(Upcharge) 64	1 Set
	<input type="checkbox"/>	1204-114X	Aluminum hand rim with plastic anti-slip coating, black, standard mounting	(Upcharge) 72	1 pair
	<input type="checkbox"/>	1204-114X	Aluminum hand rim with plastic anti-slip coating, black, high mounting	(Upcharge)	1 pair

Spoke guards // Old motifs // Sale

with/or: Please select only one variant!

	Orderno.	Colour	Description	Qty.	Price €
<input type="checkbox"/>	1204-101x		Spoke guard, transparent *	18	1 set
<input type="checkbox"/>	1204-101x		Spoke guard, transparent, for drum brakes wheels *		1 set
<input type="checkbox"/>	1204-101x		Spoke guard, printed ** (Sale)	19	1 set
<input type="checkbox"/>	1204-101x		Spoke guard, printed, for drum brakes ** (Sale)		1 set
* Motifs 2021 only possible in combination with 1204-2001-XXX					
** please enter code of your print design see attachment or brochure "spoke guard" // Only while stocks last!					
*** printed spoke guards are not available for 20" wheels					

Spoke guards // New motifs 2021 (with 10% dealer discount)

	Order no.	Colour	Description	Qty.	Price €
<input type="checkbox"/>	1204-2001-000		Spoke guard Special interior foiling, single-coloured according to customer requirements ^{1 2}		1 set
<input type="checkbox"/>	1204-2001-2XX		Spoke guard Special interior foiling, printed ^{1 3}		1 set
<input type="checkbox"/>	1204-2001-SA		Spoke guard Special interior foiling, printed according to customer requirements ¹		Price on request
¹ only in combination with transparent spoke guard					
² please specify RAL tone					
³ Spoke guard motif selectable in "Order form spoke-guards" (available on the website)					

Front castors

with/or: Please select only one variant!

	Orderno.	Colour	Description	Qty.	Price €
with <input type="checkbox"/>	1250-1002S		Wheel with rubber tire, black 100x32	20	1 set incl.
or <input type="checkbox"/>	1250-1003S		Wheel with rubber tire, black 125x32		1 set incl.
or <input type="checkbox"/>	1250-1005S		Wheel with rubber tire, black 140x40		1 set incl.
or <input type="checkbox"/>	1249-1005		Skater wheel with LED 100x24 (upcharge)	21	1 set
or <input type="checkbox"/>	1249-1006		Skater wheel with LED 125x24 (upcharge)		1 set
or <input type="checkbox"/>	1221-1003		PU-wheel with plastic design rim 100x34 (upcharge)	22	1 set
or <input type="checkbox"/>	1221-1004		PU-wheel with plastic design rim 125x34 (upcharge)		1 set

Accessories

with/or: Please select only one variant! SW = Seat width

	Orderno.	Colour	Description	Qty.	Price €
<input type="checkbox"/>	3245-24SW	015	Seat panel	23	1 set
<input type="checkbox"/>	3249-6502	346	Straight hip supports size (250 x 110 mm), SW 36 - 44 *	24	1 pair
* Hip supports reduce the maximum seat width by 3 cm					
<input type="checkbox"/>	3231-7900	346	Abduction block, size 2, swing away (LWH 11x8x10 cm)	25	1 pc.
<input type="checkbox"/>	3233-7800	346	Abduction block, size 3, swing away (LWH 13x9x10 cm)		1 pc.
<input type="checkbox"/>	3245-29SW		Back panel angle- and height adjustable* in frame colour	26	1 set
* in combination with detachable push handle / push bar only					
<input type="checkbox"/>	3245-32SW		Back, trough shaped and height adjustable* in frame colour	27	1 set
* in combination with push handle / push bar foldable and angle adj.					
<input type="checkbox"/>	3245-3310		Four gripper clamps D25 with fasteners to arm blank sheet on the back tube	28	1 set
<input type="checkbox"/>	3245-4005	015	Foot rest hanger 90°, LLL short 20 - 36 cm	29	1 set
<input type="checkbox"/>	3245-4006	015	Foot rest hanger 90°, LLL long 20 - 41 cm *		1 set
<input type="checkbox"/>	3245-4007	015	Foot rest hanger angle adjustable, 85-160°, LLL short 20 - 36 cm	30	1 set
<input type="checkbox"/>	3245-4008	015	Foot rest hanger angle adjustable, 85-160°, LLL long 20 - 41 cm *		1 set
with <input type="checkbox"/>	3245-4302		Foot rest bracket angle adjustable, flip up type	31	1 set incl.
or <input type="checkbox"/>	3245-4303		Foot rest bracket angle adjustable, with interlocking (upcharge)	32	1 set
with <input type="checkbox"/>	3245-44SW		Foot rest	33	1 pc.
or <input type="checkbox"/>	3245-45SW		Foot rest with heel stop	34	1 pc.
or <input type="checkbox"/>	3249-46SW		Foot rest aluminum in frame color (SW 36, 40, 44)	35	1 pc.
or <input type="checkbox"/>	3249-46SW	015	Foot rest aluminum black (SW 36, 40, 44)		1 pc.
with <input type="checkbox"/>	3249-45SW	015	Heel plate Alu (SW 36, 40, 44)	36	1 pc.
<input type="checkbox"/>	3245-4003	015	Single foot rest hanger, separat angle adj. 85-160°, LLL short 20-36 cm	37	1 set
or <input type="checkbox"/>	3245-4004	015	Single foot rest hanger, separat angle adj. 85-160°, LLL long 20-41 cm *		1 set
with <input type="checkbox"/>	3245-46SW		Two single footplates in boat shape	38	1 set
* applicable up from seat height 45 cm					
<input type="checkbox"/>	1204-1016		Push-rim cover in silicone black fluted 22"	39	1 set
<input type="checkbox"/>	1204-1017		Push-rim cover in silicone black fluted 24"		1 set

Accessories

with/or: Please select only one variant! SW = Seat width

	Orderno.	Colour	Description	Qty.	Price €
<input type="checkbox"/>	3243-7603	346	Head support standard with upholstery	40	1 pc.
<input type="checkbox"/>	3201-3830		Headrest bracket "universal" (for 3245-7800 or third-party products)	41	1 pc.
<input type="checkbox"/>	3245-7800	306	Head support with occiput upholstery incl. mount. bracket	42	1 pc.
<input type="checkbox"/>	3200-0401		Belt routing as a T-strap above the shoulders	43	1 pc.
<input type="checkbox"/>	3245-6802	346	Thoracic support *, particular adjustable, 12x13x2 cm	44	1 set
			* in combination with angle and height adjustable back 3245-29SW only		
			Thoracic support, adjusted to back panel trough shaped (size 12x13x2 cm)		1 set
<input type="checkbox"/>	3246-68SW	346	Chest-/ thoracic support, size 1, length 33 - 43 cm *	45	1 pc.
<input type="checkbox"/>	3245-6401	346	Chest-/ thoracic support, size 2, length 39 - 49 cm *		1 pc.
<input type="checkbox"/>	3245-6402	346	Chest-/ thoracic support, size 3, length 45 - 55 cm *		1 pc.
			* chest measurement measured up from the back rest, in combination with angle and height adjustable back 3245-29SW only		
			* by ordering these articles in combination with a back panel trough shaped SA-0295-MP must be taken additionally		
<input type="checkbox"/>	3246-6200		Armrests, size 1, Height 14 - 21 cm *		1 pair
			* depending on seat height and seat angle, not all "armrestheights" are available		
			* Tilt may be limited with certain settings		
or	<input type="checkbox"/>	3246-6300	Armrests size 2, Height 19 - 26 cm *		1 pair
			* depending on seat height and seat angle, not all "armrestheights" are available		
or	<input type="checkbox"/>	3246-6400	Armrests with tilt balancing size 1, height 15-23 cm	46	1 pair
or	<input type="checkbox"/>	3246-6500	Armrests with tilt balancing size 2, height 18-26 cm		1 pair
		3246-6500	Armrests with tilt balancing reinforced version size 2, height 18-26 cm		1 pair
or	<input type="checkbox"/>	_SA-0408-MP			
with	<input type="checkbox"/>	7000-0051	PU-Armrest pads, 235 mm long		1 pair incl.
or	<input type="checkbox"/>	7000-0052	PU-Armrest pads, 270 mm long		1 pair incl.
	<input type="checkbox"/>	3240-8204	Therapy tray, size 4, SW 36 *	47	1 pc.
	<input type="checkbox"/>	3240-8205	Therapy tray, size 5, SW 40 - 44 *		1 pc.
			* in combination with armrests only		
	<input type="checkbox"/>	3201-6100	Lap belt	48	1 pc.
	<input type="checkbox"/>	3240-6703	SWINGBO ® 4-point lap belt size M (SW 28 - 34)	49	1 pc.
	<input type="checkbox"/>	3240-6704	SWINGBO ® 4-point lap belt size L (SW 34 - 42)		1 pc.
	<input type="checkbox"/>	3201-6400	Ankle hugger, size 1	50	1 pair
	<input type="checkbox"/>	3203-6400	Ankle hugger, size 2		1 pair
	<input type="checkbox"/>	3245-72SW	346 Back cushion, through shaped back black 2,5 cm thick, SW 36 - 44	51	1 pc.
	<input type="checkbox"/>	3245-73SW	346 Back cushion black 2,5 cm thick, SW 36 - 44		1 pc.
	<input type="checkbox"/>	3245-71SW	346 Seat cushion short 3 cm thick, SW 36 - 44	52	1 pc.
	<input type="checkbox"/>	3245-77SW	346 Seat cushion 3 cm thick with cut out for hip support, SW 36 - 44		1 pc.
with	<input type="checkbox"/>	2240-1505	MDP pad holder swing away and detachable for attachment to round tube D25 mm, left side	53	1 pc.
with	<input type="checkbox"/>	2240-1506	MDP pad holder swing away and detachable for attachment to round tube D25 mm, right side		1 pc.
or	<input type="checkbox"/>	2240-1405	MDP pad holder fixed for attachment to round tube D25 mm, left/right side	54	1 pc.
with	<input type="checkbox"/>	2240-1461	346 MDP trunk support size 1 (8 x 10 x 2 cm), cover black	55	1 pc.
or	<input type="checkbox"/>	2240-1462	346 MDP trunk support size 2 (10 x 12 x 2 cm), cover black		1 pc.
or	<input type="checkbox"/>	2240-1463	346 MDP trunk support size 3 (12 x 13 x 2 cm), cover black		1 pc.
or	<input type="checkbox"/>	2240-1471	MDP trunk support curved size 1 (6 x 11,5 x 2,5 cm), PU w/o cover	56	1 pc.
or	<input type="checkbox"/>	2240-1472	MDP trunk support curved size 2 (8 x 14 x 2,5 cm), PU w/o cover		1 pc.

Extra equipment

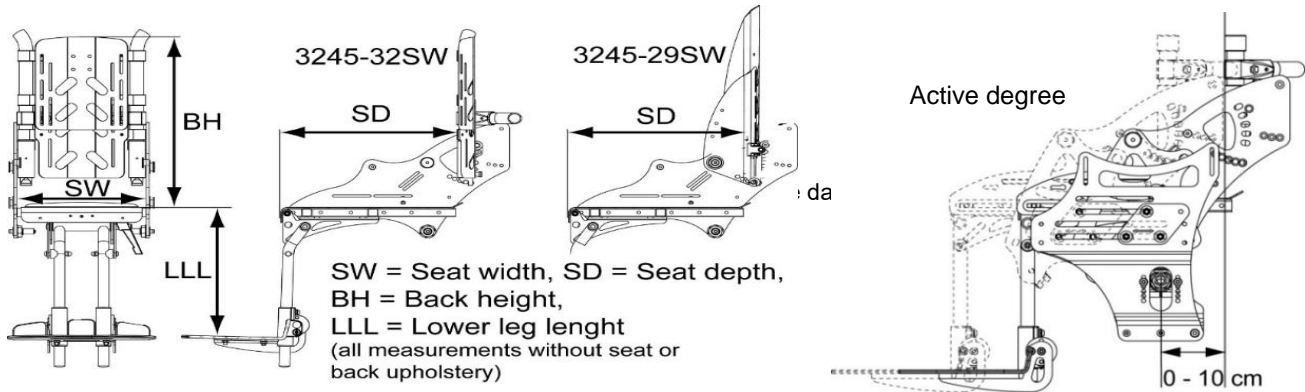
	Order no.	Colour	Description	Qty.	Price €
<input type="checkbox"/>	7000-0199		"Cosies" Thermofleece hand warmer for companion	57	1 set

Custom-made

with/or: Please select only one variant! SW = Seat width

Orderno.	Colour	Description	Qty.	Price €
<input type="checkbox"/> 3249-3200		Back plate with fastening material for "HOGGI align" back cushions *	58	
* only possible in combination with 3248-30SW and 3248-38SW				
<input type="checkbox"/> 3249-7200	346	HOGGI align Contoured back cushion, black	59	
<input type="checkbox"/> 3245-80SW	346	Contoured seat cushion, with abduction, leg and ischial support, with removable cushion cover, SW 36 - 44 *	60	1 pc.
* not combinable with hip supports and abduction block				
<input type="checkbox"/> SA-0286/2-KP		Abduction block 30 mm height extension kit *		1 set
* only in combination with abduction block and contoured seat cushion				
<input type="checkbox"/> 3245-9300	346	SWINGBO ® canopy incl. adapter and rain protection, black *	61	1 pc.
* in combination with angle and height adjustable back 3245-29SW only				
<input type="checkbox"/> SA-0183		Extension push-bar	62	
<input type="checkbox"/>		5 cm extension		
<input type="checkbox"/>		10 cm extension		
<input type="checkbox"/> SA-0093-MP		Maxgrepp Original Greifreifen (Upcharge)	65	1 set
<input type="checkbox"/> SA-0094-MP		Maxgrepp Ergo Para Greifreifen (Upcharge)	66	1 set
<input type="checkbox"/> SA-0095-MP		Maxgrepp Ergo Para CP Greifreifen (Upcharge)	67	1 set
<input type="checkbox"/> SA-0390		Upholstery in special colour (see table upholstery colours)		Price on request
<input type="checkbox"/> SA-0210		Frame in special color with RAL code (Upcharge)		1 pc.
<input type="checkbox"/> 6999-0014	060	Special Frame colour, Copper Gold (Upcharge)		1 pc.
<input type="checkbox"/> 6999-0017/2		Wheel fork powder coated, color according to customer specification (Upcharge)		1 pc.
<input type="checkbox"/> SA-0279/2-KP		SWINGBO ® VTi XL outdoor front end *	68	1 pc.
* additional costs for retrofitting				
<input type="checkbox"/> SA-0619/2-KP		Mounting adapter for Outdoor front end aid for "phil & teds" sibling seat or universal car seat adapter	69	1 set
<input type="checkbox"/> SA-0306		SWINGBO® VTI tip assist	70	1 pc.
<input type="checkbox"/> on the left or <input type="checkbox"/> on the right				
<input type="checkbox"/> 3275-1910		Bumper wheels, CLEO and SWINGBO®VTi	71	1 pc.
<input type="checkbox"/> SA-0572-F-MP		Plastic anti-slip coating in custom colour: Pure white (RAL 9010), Silver grey (RAL 7001), Sky blue (RAL 5015), Traffic red (RAL 3020), Pure orange (RAL 2004) (Upcharge)	73	1 pair
<input type="checkbox"/> SA-0315/3-MP		Reconstruction SWINGBO® VTi for ProAktiv One hand drive	74	1 pc.
<input type="checkbox"/> SA-0158-2/-KP		Calf upholstery suitable to SW (Upcharge)		1 pc.
<input type="checkbox"/> SA-0463-MP		Adjustment to the SHERPA Vario Footrest system * (Upcharge)		1 pc.
* applicable up from SW36				
<input type="checkbox"/> SA-0505-MP		Locking of the integrated brake	75	1 pc.
<input type="checkbox"/> SA-0594		Carbon wheel cover (Upcharge)	76	Price on request

How to measure



Seat measurements

Seat width (SW)	36	40	44
Mounting width between the seat adaptor plates	35,5	39,5	43,5
Seat depth	34 - 46	38 - 50	38 - 50
Backrest height 3245-29SW	45 - 54	50 - 59	54 - 63
Backrest height 3245-32SW	43 - 55	45 - 57	48 - 60

*reduction of the seat-width between the pivot points by 2 cm if you are selecting article 3248(9)-30SB or 3245-29SB

Wheel combinations and seat heights

Front castors	Wheel diameter 100 mm			Wheel diameter 125 mm			Wheel diameter 140 mm								
	Camber 3°	6°	9°	Camber 3°	6°	9°	Camber 3°	6°	9°						
Rear wheels															
22 x 1" Base frame high	<input type="checkbox"/> Seat height 44	<input type="checkbox"/> Seat height 45	<input type="checkbox"/> Seat height 46	<input type="checkbox"/> Seat height 47	<input type="checkbox"/> Seat height 48	<input type="checkbox"/> Seat height 49	<input type="checkbox"/> Seat height 44	<input type="checkbox"/> Seat height 45	<input type="checkbox"/> Seat height 46	<input type="checkbox"/> Seat height 47	<input type="checkbox"/> Seat height 48	<input type="checkbox"/> Seat height 49			
24 x 1" Base frame high	<input type="checkbox"/> Seat height 45	<input type="checkbox"/> Seat height 46	<input type="checkbox"/> Seat height 47	<input type="checkbox"/> Seat height 48	<input type="checkbox"/> Seat height 49	<input type="checkbox"/> Seat height 50	<input type="checkbox"/> Seat height 51	<input type="checkbox"/> Seat height 45	<input type="checkbox"/> Seat height 46	<input type="checkbox"/> Seat height 47	<input type="checkbox"/> Seat height 48	<input type="checkbox"/> Seat height 49	<input type="checkbox"/> Seat height 50	<input type="checkbox"/> Seat height 51	
22 x 1" Base frame low	<input type="checkbox"/> Seat height 41	<input type="checkbox"/> Seat height 42	<input type="checkbox"/> Seat height 43	<input type="checkbox"/> Seat height 44	<input type="checkbox"/> Seat height 45	<input type="checkbox"/> Seat height 46	<input type="checkbox"/> Seat height 41	<input type="checkbox"/> Seat height 42	<input type="checkbox"/> Seat height 43	<input type="checkbox"/> Seat height 44	<input type="checkbox"/> Seat height 45	<input type="checkbox"/> Seat height 46			
24 x 1" Base frame low	<input type="checkbox"/> Seat height 44	<input type="checkbox"/> Seat height 45	<input type="checkbox"/> Seat height 46	<input type="checkbox"/> Seat height 47	<input type="checkbox"/> Seat height 48	<input type="checkbox"/> Seat height 44	<input type="checkbox"/> Seat height 45	<input type="checkbox"/> Seat height 46	<input type="checkbox"/> Seat height 47	<input type="checkbox"/> Seat height 48	<input type="checkbox"/> Seat height 44	<input type="checkbox"/> Seat height 45	<input type="checkbox"/> Seat height 46	<input type="checkbox"/> Seat height 47	<input type="checkbox"/> Seat height 48
	L 1281-1011 Long wheel fork 1 set incl.						K 1281-1010 Short wheel fork 1 set incl.								
							o not available								

(Seat height measurements are approximate values, tolerance +/- 10mm)

Frame colours

001 Black (RAL 9005)	020 Yellow green (RAL 6018)	028 Pearl violet (RAL 4011)	056 Turquoise blue (RAL 5018)
002 Silver	021 Grey aluminium (RAL 9007)	029 Pearl beige (RAL 1035)	057 Iron sparkling dark light
003 Pearl ruby red (RAL 3032)	022 White (RAL 9003)	032 Black dull matt (RAL 9005M)	058 Salmon orange (RAL 2012)
004 Pearl night blue (RAL 5026)	023 Pure orange (RAL 2004)	039 Signal violet (RAL 4008)	059 Pastel blue (RAL 5024)
005 Pearl gentiant blue (RAL 5025)	024 Sparkling iron effect	040 Night blue (RAL 5022)	061 Light pink (RAL 3015)
017 Traffic yellow (RAL 1023)	025 Signal blue (RAL 5005)	050 White matt (RAL 9003)	064 Olive green (RAL 6003)
018 Flame red (RAL 3000)	026 Vermillion (RAL 2002)	053 Light green (RAL 6027)	065 Raspberry red (RAL 3027)
019 Sky blue (RAL 5015)	027 Heather violet (RAL 4003)	054 Ocean blue (RAL 5020)	066 Pastel green (RAL 6019)

SA-0210-MP Special colours on request (Enter RAL code Upcharge

Upholstery colours

346 Black	321 Spacer fabric, black (special colour)	348 Grey Soft (special colour)
	347 Berry Soft (special colour)	349 Turquoise Soft (special colour)

All HOGGI upholstery are made from flame retardant Trevira CS. Exception spacer fabric (321).

Spoke guard



Colour code

201	HOGGI blue	205	Train
202	Wonderland	206	Dragon
203	Mouse	207	Circus
204	Water world		

CONFIGURATIONS // ACCESSORIES // SWINGBO® VTi XL



01 Double anti tippers



02 Push bar, detachable



03 Push bar „wide“



04 Push handles, detachable



05 Push bar, foldable



06 Push handle, foldable



07 Push bar, foldable and angle adjustable



08 Tie down kit



09 Reinforced locking claws



10 HOGGI light sport brake



11 Aluminium fender with integr. brake system



12 Rear wheel HOGGI light



13 Rear wheel HOGGI light with drum brake



14 Push rims aluminium anodised, standard



15 Push rims aluminium anodised, high



16 Push rims stainless steel, standard



17 Push rims stainless steel, high



18 Spoke guard, transparent



19 Spoke guard, printed



20 Wheel with rubber tire




21 Skater wheel with LED



22 PU-wheel with plastic design rim



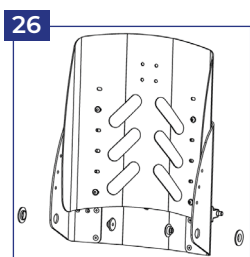
23 Seat panel



24 Hip supports



25 Abduction block



26 Back panel angle- and height adjustable



27 Back, trough shaped and height adjustable



28 Four gripper clamps



29 Foot rest hanger 90°



30 Foot rest hanger angle adjustable

CONFIGURATIONS // ACCESSORIES // SWINGBO® VTi XL



Foot rest bracket, flip up type



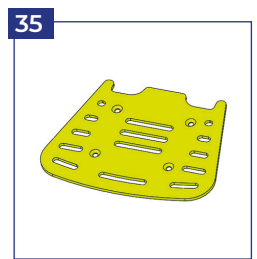
Foot rest bracket with interlocking



Foot rest, flat



Foot rest with heel stop



Footrest aluminium in frame colour



Heel plate alu, black



Single foot rest hanger



Two single footplates in boat shape



Push-rim cover




Head support standard with upholstery



Headrest bracket universal



Head support with occiput upholstery



Belt routing as a T-strap



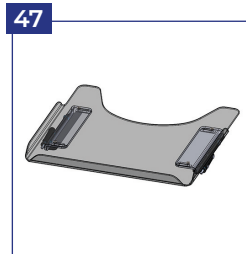
Thoracic support



Chest-/ thoracic support



Armrests with tilt balancing



Therapy tray



Lap belt




4-point lap belt



Ankle hugger



Back cushion



Seat cushion



MDP pad holder swing away and detachable



MDP pad holder fixed



MDP trunk support



MDP trunk support curved



„Cosies“ Thermofleece hand warmer



Back plate for „HOGGI align“



HOGGI align Contoured back cushion



Contoured seat cushion

CONFIGURATIONS // ACCESSORIES // SWINGBO® VTi XL



Canopy



Extension push-bar



Closed ergonomic hand rims



HOGGI Grip Plus



Maxgrepp Original push rims



Maxgrepp Ergo Para push rims



Maxgrepp Ergo Para CP push rims



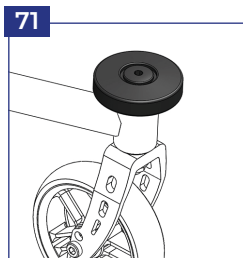
Outdoor front end



Mounting adapter for Outdoor front end



Tip assist



Bumper wheels



Aluminum hand rim with plastic anti-slip coating



Aluminum hand rim with plastic anti-slip coating



One-hand drive of „ProActiv“



Locking of the integrated brake



Carbon wheel cover