



CLEO-TEEN Active-wheelchair for children and teens

Basic configuration

- Seat and back panel
- Foot rest hanger 90°
- Alu Foot rest in frame colour
- Rear wheels HOGGI light
- HOGGI light brakes

Price:

Crash tested according to ISO 7176-19

Order form incl. Exportprices (€) valid until revoked, release date 01/2025

<input type="checkbox"/> Offer	<input type="checkbox"/> Order
Order number / reference	Date
Invoice address	
Company	Customer number
Street	City, Zip code
E-Mail	Telephone
Fax	
Delivery address	
Company	
Street	City, Zip code



Basic configuration

- Rigid frame active wheelchair in aluminium construction, powder-coated; seat depth grows with the user
Frame size SW 34 - 42 cm in 2 cm steps
- Convertible to other seat widths
- Seat heights front: 40 cm till 53 cm
- Seat angle: 0, 3, 6, 9 or 12°
- Seat panel on seat frame
- Back panel or back cover
- Foot rest hanger 90° with plastic footrest
- Backrest angle: -10° till +10°
- Clothes cover
- Rear wheels with hollow section rims and smooth-running tyres incl. push rims
- **HOGGI** light wheel locks
- Camber: 3°, 6° or 9°
- Load capacity: 75 kg

Minimum information (Without this information your order can not be handled.)

Frame colour	<input type="text"/>	(Please see table „frame colours“)
Seat width (cm)	<input type="checkbox"/> 34 <input type="checkbox"/> 36 <input type="checkbox"/> 38 <input type="checkbox"/> 40 <input type="checkbox"/> 42	
Camber (degree)	<input type="checkbox"/> 3° (3274-1291) <input type="checkbox"/> 6° (3274-1292) <input type="checkbox"/> 9° (3274-1293)	
Seat height * (cm)	<input type="text"/>	(40-49 for 24", 43-53 for 26")
Seat angle *	<input type="text"/>	(0, 3, 6, 9, 12°)

Presettings

Seat depth (SD) ¹	<input type="text"/>	(32 - 48 cm)	Lower leg length (LLL)	<input type="text"/>	(20 - 41 cm)
Backrest angle ²	<input type="text"/>	(-10° till +10°)			
Active degree ³	<input type="text"/>	(0 - 8 cm)			

¹ Please see table seat measurements ² Angle compared to the vertical line
At missing specification we will adjust to middle sized measurements

³ Please see drawing „active degree“

Basic variation

with/or: Please select only one version! SW=Seat width

	Order no.	Colour	Description	Qty.	Price €
	<input type="checkbox"/> 3290-00SW		CLEO Teen	1 pc.	
with	<input type="checkbox"/> 3290-1420		Base plates aluminum 24", black	01 1 set	incl.
or	<input type="checkbox"/> 3290-1440		Base plates aluminum 26", black	1 set	incl.
with	<input type="checkbox"/> 3220-31SW		Back base "rigid", BH 20 cm	02 1 set	incl.
or	<input type="checkbox"/> 3220-32SW		Back base "rigid", BH 25 cm	1 set	incl.
or	<input type="checkbox"/> 3220-33SW		Back base "rigid", BH 30 cm	1 set	incl.
or	<input type="checkbox"/> 3220-34SW		Back base "rigid", BH 35 cm	1 set	incl.
or	<input type="checkbox"/> 3220-35SW		Back base "angle adjustable and foldable", BH 20 (Upcharge)	03 1 set	
or	<input type="checkbox"/> 3220-36SW		Back base "angle adjustable and foldable", BH 25 (Upcharge)	1 set	
or	<input type="checkbox"/> 3220-37SW		Back base "angle adjustable and foldable", BH 30 (Upcharge)	1 set	
or	<input type="checkbox"/> 3220-38SW		Back base "angle adjustable and foldable", BH 35 (Upcharge)	1 set	
(Angle adjustment range 80 - 105 in 6° steps)					
with	<input type="checkbox"/> 3220-51SW		Back panel in frame color, BH 20	04 1 set	incl.
or	<input type="checkbox"/> 3220-52SW		Back panel in frame color, BH 25	1 set	incl.
or	<input type="checkbox"/> 3220-53SW		Back panel in frame color, BH 30	1 set	incl.
or	<input type="checkbox"/> 3220-54SW		Back panel in frame color, BH 35	1 set	incl.
or	<input type="checkbox"/> 3220-56SW		Back cover, BH 25-35*	05 1 set	incl.
or	<input type="checkbox"/> 3220-57SW		Back cover, BH 30-40*	1 set	incl.
or	<input type="checkbox"/> 3220-58SW		Back cover, BH 35-40*	1 set	incl.
* Height adjustment only with 3251-2175 or 3261-5102					
	<input type="checkbox"/> 3220-5199		Without back panel or back cover	1 set	
with	<input type="checkbox"/> 3274-7300		Tie down kit (minimum back rest height 30) *	06 1 set	
or	<input type="checkbox"/> 3274-7301		Back rest extension	07 1 set	
	<input type="checkbox"/> 3274-7370	346	Cushion for back rest extension	08 1 pc.	
* Use with back rest extension or head support if there is no support for shoulder and head mounted in the transport vehicle.					
with	<input type="checkbox"/> 3275-52SW		Push-bar	09 1 pc.	
or	<input type="checkbox"/> 3275-53SW		Push-handles	10 1 pc.	
or	<input type="checkbox"/> 3281-5203		Single push handles, foldable	11 1 pc.	
or	<input type="checkbox"/> 3251-2175		Telescopic tubes for back rest height adjustment (from BH 25)	12 1 set	
or	<input type="checkbox"/> 3261-5102		Standard Single push handles for back rest height adjustment (from BH25)	13 1 set	
or	<input type="checkbox"/> 3281-5202		Standart single push handles 90° (ab RH25)	14 1 set	
or	<input type="checkbox"/> 3275-5502		One hand push-handle delta form (max. SW 36)	15 1 pc.	

Brakes, Aluminium fender

with/or: Please select only one version! SW=Seat width

	Order no.	Colour	Description	Qty.	Price €
with	<input type="checkbox"/> 3275-1750		HOGGI light sport brake	16 1 set	incl.
or	<input type="checkbox"/> 3221-1700		Standard brakes CLEO	17 1 set	incl.
with	<input type="checkbox"/> 3277-1604		Clothes cover	1 set	incl.
with	<input type="checkbox"/> 3277-1604		Wheel guards aluminum in frame color, 24-26"	18 1 set	
or	<input type="checkbox"/> 3277-1605		Wheel guards aluminum in frame color, 24-26", wide for 3° camber	1 set	
or	<input type="checkbox"/> 3277-1694		Wheel guards aluminum in frame color 24-26" with integrated wheel lock levers	19 1 set	
or	<input type="checkbox"/> 3277-1695		Wheel guards aluminum in frame color 24-26", with integrated wheel lock levers, wide for 3° camber	1 set	
or	<input type="checkbox"/> 3278-1604		Wheel guards aluminum in frame color, 24-26" with height adj. and detachable arm rests	20 1 set	
or	<input type="checkbox"/> 3278-1605		Wheel guards aluminum in frame color 24-26" with height adjustable and detachable arm rests, wide for 3° camber	1 set	
or	<input type="checkbox"/> 3278-1694		Wheel guards alu frame color 24-26" with integrated brake system, height adjustable detachable Armrests	21 1 set	
or	<input type="checkbox"/> 3278-1695		Wheel guards alu fr-color 24-26" with integ. brake sys., height adjust. detachable Armrests, wide for 3°	1 set	
with	<input type="checkbox"/> 7000-0051		PU-Armrest pads, 235 mm long	1 pair	incl.
or	<input type="checkbox"/> 7000-0052		PU-Armrest pads, 270 mm long	1 pair	incl.
	<input type="checkbox"/> 3240-8204		Therapy tray size 4, SW 34, 36 and 38 cm *	22 1 pc.	
	<input type="checkbox"/> 3240-8205		Therapy tray size 5, SW 40, 42 and 44 cm *	1 pc.	
* only in conjunction with arm rests					

Rear wheels 24"

with/or: Please select only one version! SW=Seat width

	Order no.	Colour	Description	Qty.	Price €
with	<input type="checkbox"/> 1296-04xx		Rear wheel HOGGI light	1 set	incl.
or	<input type="checkbox"/> 1297-14xx		Rear wheel HOGGI light with drum brakes * * in combination with push-bar or push-handles	(Upcharge) 1 set	
with	<input type="checkbox"/> 129x-xx1x		Pneumatic tires (24x1")	23 1 set	incl.
or	<input type="checkbox"/> 129x-xx2x		Flat free tires (24x1")	24 1 set	incl.
with	<input type="checkbox"/> 129x-xxx0		Without push-rims		
or	<input type="checkbox"/> 129x-xxx1		Push rims aluminium anodised, "standard" mounting	25 1 set	incl.
or	<input type="checkbox"/> 129x-xxx2		Push rims aluminium anodised, "high" mounting	26 1 set	incl.
or	<input type="checkbox"/> 129x-xxx3		Push rims stainless steel, "standard" mounting	(Upcharge) 27 1 set	
or	<input type="checkbox"/> 129x-xxx4		Push rims stainless steel, "high" mounting	(Upcharge) 28 1 set	
			<input type="checkbox"/> Push-rim mounting "narrow"		
			<input type="checkbox"/> Push-rim mounting "wide"		
or	<input type="checkbox"/> 1204-1156		Closed ergonomic hand rims 24 ", black anodized, for Hoggi-light wheels	(Upcharge) 67 1 set	
with	1204-106X		"HOGGI Grip Plus" hand rim inserts black, for closed ergonomic hand rims	(Upcharge) 68 1 set	
	<input type="checkbox"/> 1204-114X		Aluminum hand rim with plastic anti-slip coating, black, standard mounting *	(Upcharge) 65 1 pair	
	<input type="checkbox"/> 1204-114X		Aluminum hand rim with plastic anti-slip coating, black, high mounting *	(Upcharge) 1 pair	
or	<input type="checkbox"/> 1296-4411		Pneumatic wheel 24x1" HOGGI Extra light	(Upcharge) 29 1 set	
	<input type="checkbox"/> 1204-1017		Push-rim cover in silicone black fluted 24"	1 set	

Rear wheels 26"

with/or: Please select only one version! SW=Seat width

	Order no.	Colour	Description	Qty.	Price €
with	<input type="checkbox"/> 1296-0611		Pneumatic tires 26x1" with alu wheel guards	(Upcharge) 23 1 set	
or	<input type="checkbox"/> 1296-0621		Flat free tires 26x1" with alu wheel guards	(Upcharge) 24 1 set	
or	<input type="checkbox"/> 1297-1611		Pneumatic tires 26x1" with alu wheel guards & drum brakes	(Upcharge) 23 1 set	
or	<input type="checkbox"/> 1297-1621		Flat free tires 26x1" with alu wheel guards & drum brakes	(Upcharge) 24 1 set	
or	<input type="checkbox"/> 1296-4611		Pneumatic tires 26x1" HOGGI Extra light with black alu wheel guards	(Upcharge) 29 1 set	
	<input type="checkbox"/> 1204-1048		Push-rim cover in silicone black fluted 26"	1 set	

Spoke guards // Old motifs // Sale

	Order no.	Colour	Description	Qty.	Price €
	<input type="checkbox"/> 1204-101x		Spoke guard, transparent *	30 1 set	
	<input type="checkbox"/> 1204-101x		Spoke guard, transparent, for drum brakes wheels *	1 set	
	<input type="checkbox"/> 1204-101x		Spoke guard, printed **	(Sale) 31 1 set	
	<input type="checkbox"/> 1204-101x		Spoke guard, printed, for drum brakes **	(Sale) 1 set	
			* Motifs 2021 only possible in combination with 1204-2001-XXX		
			** please enter code of your print design see attachment or brochure "spoke guard" // Only while stocks last!		
			*** printed spoke guards are not available for 20" wheels		

Spoke guards // New motifs 2021 (with 10% dealer discount)

	Order no.	Colour	Description	Qty.	Price €
	<input type="checkbox"/> 1204-2001-000		Spoke guard Special interior foiling, single-coloured according to customer requirements ^{1 2}	1 set	
	<input type="checkbox"/> 1204-2001-2XX		Spoke guard Special interior foiling, printed ^{1 3}	1 set	
	<input type="checkbox"/> 1204-2001-SA		Spoke guard Special interior foiling, printed according to customer requirements ¹		
			¹ only in combination with transparent spoke guard		
			² please specify RAL tone		
			³ Spoke guard motif selectable in "Order form spoke-guards" (available on the website)		

Front castors

with/or: Please select only one version! SW=Seat width

	Order no.	Colour	Description	Qty.	Price €
with	<input type="checkbox"/> 1250-1002S		Wheel with rubber tire, black 100 x 32 mm	32 1 set	incl.
or	<input type="checkbox"/> 1250-1003S		Wheel with rubber tire, black 125 x 32 mm	1 set	incl.
or	<input type="checkbox"/> 1250-1005S		Wheel with rubber tire, black 140 x 40 mm	1 set	incl.
or	<input type="checkbox"/> 1249-1005		Skater wheel with LED 100 x 24 mm	(Upcharge) 33 1 set	
or	<input type="checkbox"/> 1249-1006		Skater wheel with LED 125 x 24 mm	(Upcharge) 33 1 set	
or	<input type="checkbox"/> 1221-1003		PU-wheel with plastic design rim 100 x 34 mm	(Upcharge) 34 1 set	
or	<input type="checkbox"/> 1221-1004		PU-wheel with plastic design rim 125 x 34 mm	(Upcharge) 34 1 set	

Accessories

with/or: Please select only one version! SW=Seat width

	Order no.	Colour	Description	Qty.	Price €
	<input type="checkbox"/> 3290-4001	015	Footrest hanger 90°, lower leg length 20 - 36 cm	35 1 set	
	<input type="checkbox"/> 3290-4002	015	Footrest hanger 90°, lower leg length 20 - 41 cm *	1 set	
	<input type="checkbox"/> 3290-4003	015	Footrest hanger adj. 85°- 60°, LLL 20-36 cm	(Upcharge) 36 1 set	
	<input type="checkbox"/> 3290-4004	015	Footrest hanger adj. 85°-160°, LLL 20-41 cm *	(Upcharge) 36 1 set	
with	<input type="checkbox"/> 3245-4302		Footrest bracket angle adjustable, flip up type	37 1 set	incl.
or	<input type="checkbox"/> 3245-4303		Footrest bracket angle adjustable, with interlocking	(Upcharge) 38 1 set	
with	<input type="checkbox"/> 3290-41SW		Footrest aluminium, flat version in frame colour	39 1 pc.	
or	<input type="checkbox"/> 3290-45SW	015	Heel plate alu, black	(Upcharge) 40 1 pc.	
	<input type="checkbox"/> 3290-4005	015	Single foot rest hanger angle adj. 85°-160°, LLL 20-36 cm	(Upcharge) 41 1 pc.	
	<input type="checkbox"/> 3290-4006	015	Single foot rest hanger angle adj. 85°-160°, LLL 20-41 cm*	(Upcharge) 41 1 pc.	
	<input type="checkbox"/> 3245-46SW		Two single footplates in trough shape *	42 1 set	
			* usable from seat height 45 cm		
	<input type="checkbox"/> 3220-1801		Anti tip, swingaway, left	43 1 pc.	
	<input type="checkbox"/> 3220-1802		Anti tip, swingaway, right	1 pc.	
	<input type="checkbox"/> 3275-1803		Tip assist, left	44 1 pc.	
	<input type="checkbox"/> 3275-1804		Tip assist, right	1 pc.	
	<input type="checkbox"/> 3275-1910		Bumper wheels	45 1 set	
	<input type="checkbox"/> 3231-7800	346	Abduction block size 1 swing away, detachable (9x6x9 cm)	46 1 pc.	
	<input type="checkbox"/> 3231-7900	346	Abduction block size 2 swing away, detachable (11x8x10 cm)	1 pc.	
	<input type="checkbox"/> 3233-7800	346	Abduction block size 3 swing away, detachable (12x9x10cm)	1 pc.	
	<input type="checkbox"/> 3290-71SW	346	Seat cushion; 3 cm thick	47 1 pc.	
	<input type="checkbox"/> 3276-7100	346	Back cushion for "reclinable" back, trough shaped, 2,5 cm thick	48 1 pc.	
with	<input type="checkbox"/> 2240-1505		MDP pad holder swing away and detachable for attachment to round tube D25 mm, left side	49 1 pc.	
with	<input type="checkbox"/> 2240-1506		MDP pad holder swing away and detachable for attachment to round tube D25 mm, right side	1 pc.	
or	<input type="checkbox"/> 2240-1405		MDP pad holder fixed for attachment to round tube D25 mm, left/right side	50 1 pc.	
with	<input type="checkbox"/> 2240-1461	346	MDP trunk support size 1 (8 x 10 x 2 cm), cover black	51 1 pc.	
or	<input type="checkbox"/> 2240-1462	346	MDP trunk support size 2 (10 x 12 x 2 cm), cover black	1 pc.	
or	<input type="checkbox"/> 2240-1463	346	MDP trunk support size 3 (12 x 13 x 2 cm), cover black	1 pc.	
or	<input type="checkbox"/> 2240-1471		MDP trunk support curved size 1 (6 x 11,5 x 2,5 cm), PU w/o cover	52 1 pc.	
or	<input type="checkbox"/> 2240-1472		MDP trunk support curved size 2 (8 x 14 x 2,5 cm), PU w/o cover	1 pc.	
	<input type="checkbox"/> 3201-3830		Universal headrest bracket (3245-7800 or third-party product) *	53 1 pc.	
	<input type="checkbox"/> 3245-7800	346	Headrest with occiput upholstery	54 1 pc.	
			* starting from backrest height 30 cm		
	<input type="checkbox"/> 3200-0401		Belt routing as a T-strap above the shoulders	55 1 pc	
	<input type="checkbox"/> 3290-3XSB		Extension kit of 2 cm, with "rigid" back base	56 1 set	
			<input type="checkbox"/> 6 = BH 20, <input type="checkbox"/> 7= BH 25, <input type="checkbox"/> 8 = BH 30, <input type="checkbox"/> 9 = BH 35		
	<input type="checkbox"/> 3290-3XSB		Extension kit of 2 cm, with "foldable" back base	57 1 set	
			<input type="checkbox"/> 6 = BH 20, <input type="checkbox"/> 7= BH 25, <input type="checkbox"/> 8 = BH 30, <input type="checkbox"/> 9 = BH 35		
	<input type="checkbox"/> 3203-6400		Ankle hugger, size 2	58 1 pair	
	<input type="checkbox"/> 3220-6100		Lap belt, black	59 1 pc.	
	<input type="checkbox"/> 3220-6703		4-Point lap belt, size M (SW 28 - 36)	60 1 pc.	
	<input type="checkbox"/> 3220-6704		4-Point lap belt, size L (SW 34 - 42)	1 pc.	
	<input type="checkbox"/> 3251-7600		Edge protector for back rest tubes and telescopic tubes	1 set	

Custom-made

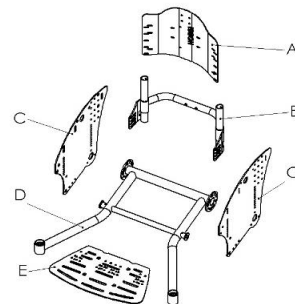
Order no.	Colour	Description	Qty.	Price €
<input type="checkbox"/> 3290-80SW	346	Contoured seat cushion with cover, black, SW 34-44	61	1 pc.
<input type="checkbox"/> SA-0286/2-KP		Abduction block 30 mm height extension kit * * only in combination with abduction block and contoured seat cushion		1 set
<input type="checkbox"/> 3275-7200	346	"HOGGI align" Contoured back cushion, black	62	1 pc.
<input type="checkbox"/> SA-0210-MP		Special Frame colour, RAL code only (Upcharge)		1 pc.
<input type="checkbox"/> 6999-0015		CLEO component parts in various colours according to customer requirements * * please indicate colours of all frame components below		Je Farbe
<input type="checkbox"/> 6999-0017		Powder coated castor forks and both adapter for camber colour according to customer requirements *		1 set
<input type="checkbox"/> SA-0279/4-KP		CLEO outdoor front end * * additional costs for retrofitting	63	1 pc. Price on request
<input type="checkbox"/> 6999-1026		Frame prepared for Outdoor front end		1 pc.
<input type="checkbox"/> SA-0619/2-KP		Mounting adapter for Outdoor front end aid for "phil & teds" sibling seat or universal car seat adapter	64	1 set
<input type="checkbox"/> SA-0390		Upholstery in special colour (see upholstery colour chart)		Price on request
<input type="checkbox"/> SA-0572-F-MP		Plastic anti-slip coating in custom colour: Pure white (RAL 9010), Silver grey (RAL 7001), Sky blue (RAL 5015), Traffic red (RAL 3020), Pure orange (RAL 2004)* (Upcharge)	66	1 pair
<input type="checkbox"/> SA-0093/3-MP		Maxgrepp Original push rims 24" (Upcharge)	69	1 set
<input type="checkbox"/> SA-0094/3-MP		Maxgrepp Ergo Para push rims 24" (Upcharge)	70	1 set
<input type="checkbox"/> SA-0095/3-MP		Maxgrepp Ergo Para CP push rims 24" (Upcharge)	71	1 set
<input type="checkbox"/> SA-0410-Min		Preparation for electric drive "TWION" 24" from Alber		
<input type="checkbox"/> SA-0410/2-MP		Preparation for electric drive "e-fix" 24" from Alber (Only together with armrests, for the joystick) (Upcharge)	72	1 pc.
<input type="checkbox"/> SA-0315/4-MP		Preparation for assembly of the one-hand drive of "ProActiv" (only 24") (Upcharge)	73	1 pc.
<input type="checkbox"/> SA-0158/2-KP		Calf upholstery suitable to SW (Upcharge)		1 pc.
<input type="checkbox"/> SA-0427-MP		One-hand push bar with ratchet joint (Upcharge)	74	1 pc.
<input type="checkbox"/> SA-0594		Carbon fender (Upcharge)	75	Price on request

Extra equipment

Order no.	Colour	Description	Qty.	Price €
<input type="checkbox"/> SA-0366		Children name as film plot (23 x 95 mm) for sticking onto the back panel, Font: Calibri, film plot colour black or white		1 pc.
<input type="checkbox"/> 7000-0199		"Cosies" Thermofleece hand warmer for companion	76	1 pair

Custom made 6999-0015 component parts in various colours

Position	Colour	Component parts
<input type="checkbox"/> A		Back panel
<input type="checkbox"/> B		Back base
<input type="checkbox"/> C		Sideplates, aluminium
<input type="checkbox"/> D		Frame
<input type="checkbox"/> E		Footrest, aluminium



Upholstery codes

346	Black	321	Spacer fabric, black (special colour)	348	Grey Soft (special colour)
		347	Berry Soft (special colour)	349	Turquoise Soft (special colour)

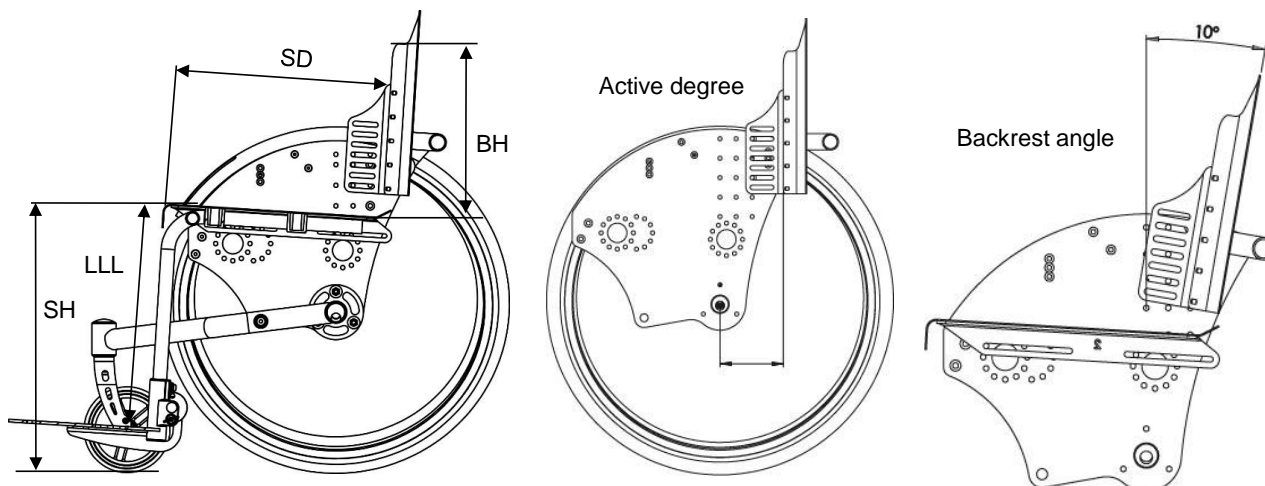
All HOGGI upholstery are made from flame retardant Trevira CS. Exception spacer fabric (321).

Frame colours

001 Black (RAL 9005)	020 Yellow green (RAL 6018)	028 Pearl violet (RAL 4011)	056 Turquoise blue (RAL 5018)
002 Silver	021 Grey aluminium (RAL 9007)	029 Pearl beige (RAL 1035)	057 Iron sparkling dark light
003 Pearl ruby red (RAL 3032)	022 White (RAL 9003)	032 Black dull matt (RAL 9005M)	058 Salmon orange (RAL 2012)
004 Pearl night blue (RAL 5026)	023 Pure orange (RAL 2004)	039 Signal violet (RAL 4008)	059 Pastel blue (RAL 5024)
005 Pearl gentian blue (RAL 5025)	024 Sparkling iron effect	040 Night blue (RAL 5022)	061 Light pink (RAL 3015)
017 Traffic yellow (RAL 1023)	025 Signal blue (RAL 5005)	050 White matt (RAL 9003)	064 Olive green (RAL 6003)
018 Flame red (RAL 3000)	026 Vermillion (RAL 2002)	053 Light green (RAL 6027)	065 Raspberry red (RAL 3027)
019 Sky blue (RAL 5015)	027 Heather violet (RAL 4003)	054 Ocean blue (RAL 5020)	066 Pastel green (RAL 6019)

SA-0210-MP Special colours on request (Enter RAL code , Upcharge

How to measure



SH = Seat height **LLL** = Lower leg length **SD** = Seat depth **BH** = Backrest height
(All dimensions without seat and back cushions)

Seat width (SW)	34	36	38	40	42
Seat depth (SD)	32-40	34-42	36-44	38-46	40-48

Spoke guard print design (only 24")



Colour code

201	HOGGI blue	205	Train
202	Wonderland	206	Dragon
203	Mouse	207	Circus
204	Water world		

Seat measurements front

CLEO Teen 24" Seat heights front																			
SA		3°										6°							
SD SHN	32	34	36	38	40	42	44	46	48	32	34	36	38	40	42	44	46	48	
	40	40,5	40,5	40,5	40,5	41,0	41,0	41,0	41,0	41,5	41,0	41,0	41,0	41,5	41,5	42,0	42,0	42,5	42,5
41	41,5	41,5	41,5	41,5	42,0	42,0	42,0	42,0	42,5	42,0	42,0	42,0	42,5	42,5	43,0	43,0	43,5	43,5	
42	42,5	42,5	42,5	42,5	43,0	43,0	43,0	43,0	43,5	43,0	43,0	43,0	43,5	43,5	44,0	44,0	44,5	44,5	
43	43,5	43,5	43,5	43,5	44,0	44,0	44,0	44,0	44,5	44,0	44,0	44,0	44,5	44,5	45,0	45,0	45,5	45,5	
44	44,5	44,5	44,5	44,5	45,0	45,0	45,0	45,0	45,5	45,0	45,0	45,0	45,5	45,5	46,0	46,0	46,5	46,5	
45	45,5	45,5	45,5	45,5	46,0	46,0	46,0	46,0	46,5	46,0	46,0	46,0	46,5	46,5	47,0	47,0	47,5	47,5	
46	46,5	46,5	46,5	46,5	47,0	47,0	47,0	47,0	47,5	47,0	47,0	47,0	47,5	47,5	48,0	48,0	48,5	48,5	
47	47,5	47,5	47,5	47,5	48,0	48,0	48,0	48,0	48,5	48,0	48,0	48,0	48,5	48,5	49,0	49,0	49,5	49,5	
48	48,5	48,5	48,5	48,5	49,0	49,0	49,0	49,0	49,5	49,0	49,0	49,0	49,5	49,5	50,0	50,0	50,5	50,5	
49	49,5	49,5	49,5	49,5	50,0	50,0	50,0	50,0	50,5	50,0	50,0	50,0	50,5	50,5	51,0	51,0	51,5	51,5	

CLEO Teen 24" Seat heights front																			
SA		9°										12°							
SD SHN	32	34	36	38	40	42	44	46	48	32	34	36	38	40	42	44	46	48	
	40	41,5	41,5	42,0	42,0	42,5	43,0	43,0	43,5	44,0	42,0	42,5	43,0	43,0	43,5	44,0	44,5	45,0	45,5
41	42,5	42,5	43,0	43,0	43,5	44,0	44,0	44,5	45,0	43,0	43,5	44,0	44,0	44,5	45,0	45,5	46,0	46,5	
42	43,5	43,5	44,0	44,0	44,5	45,0	45,0	45,5	46,0	44,0	44,5	45,0	45,0	45,5	46,0	46,5	47,0	47,5	
43	44,5	44,5	45,0	45,0	45,5	46,0	46,0	46,5	47,0	45,0	45,5	46,0	46,0	46,5	47,0	47,5	48,0	48,5	
44	45,5	45,5	46,0	46,0	46,5	47,0	47,0	47,5	48,0	46,0	46,5	47,0	47,0	47,5	48,0	48,5	49,0	49,5	
45	46,5	46,5	47,0	47,0	47,5	48,0	48,0	48,5	49,0	47,0	47,5	48,0	48,0	48,5	49,0	49,5	50,0	50,5	
46	47,5	47,5	48,0	48,0	48,5	49,0	49,0	49,5	50,0	48,0	48,5	49,0	49,0	49,5	50,0	50,5	51,0	51,5	
47	48,5	48,5	49,0	49,0	49,5	50,0	50,0	50,5	51,0	49,0	49,5	50,0	50,0	50,5	51,0	51,5	52,0	52,5	
48	49,5	49,5	50,0	50,0	50,5	51,0	51,0	51,5	52,0	50,0	50,5	51,0	51,0	51,5	52,0	52,5	53,0	53,5	
49	50,5	50,5	51,0	51,0	51,5	52,0	52,0	52,5	53,0	51,0	51,5	52,0	52,0	52,5	53,0	53,5	54,0	54,5	

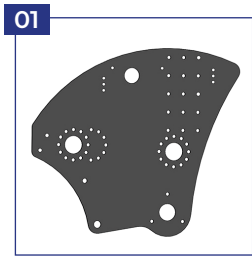
SA = Seat angle
SD = Seat depth
SHN = Seat height nominal (horizontal, seat angle 0°)

CLEO Teen 26" Seat heights front																			
SA		3°										6°							
SD SHN	32	34	36	38	40	42	44	46	48	32	34	36	38	40	42	44	46	48	
	43	43,5	43,5	43,5	43,5	44,0	44,0	44,0	44,0	44,5	44,0	44,0	44,0	44,5	44,5	45,0	45,0	45,5	45,5
44	44,5	44,5	44,5	44,5	45,0	45,0	45,0	45,0	45,5	45,0	45,0	45,0	45,5	45,5	46,0	46,0	46,5	46,5	
45	45,5	45,5	45,5	45,5	46,0	46,0	46,0	46,0	46,5	46,0	46,0	46,0	46,5	46,5	47,0	47,0	47,5	47,5	
46	46,5	46,5	46,5	46,5	47,0	47,0	47,0	47,0	47,5	47,0	47,0	47,0	47,5	47,5	48,0	48,0	48,5	48,5	
47	47,5	47,5	47,5	47,5	48,0	48,0	48,0	48,0	48,5	48,0	48,0	48,0	48,5	48,5	49,0	49,0	49,5	49,5	
48	48,5	48,5	48,5	48,5	49,0	49,0	49,0	49,0	49,5	49,0	49,0	49,0	49,5	49,5	50,0	50,0	50,5	50,5	
49	49,5	49,5	49,5	49,5	50,0	50,0	50,0	50,0	50,5	50,0	50,0	50,0	50,5	50,5	51,0	51,0	51,5	51,5	
50	50,5	50,5	50,5	50,5	51,0	51,0	51,0	51,0	51,5	51,0	51,0	51,0	51,5	51,5	52,0	52,0	52,5	52,5	
51	51,5	51,5	51,5	51,5	52,0	52,0	52,0	52,0	52,5	52,0	52,0	52,0	52,5	52,5	53,0	53,0	53,5	53,5	
52	52,5	52,5	52,5	52,5	53,0	53,0	53,0	53,0	53,5	53,0	53,0	53,0	53,5	53,5	54,0	54,0	54,5	54,5	
53	53,5	53,5	53,5	53,5	54,0	54,0	54,0	54,0	54,5	54,0	54,0	54,0	54,5	54,5	55,0	55,0	55,5	55,5	

CLEO Teen 26" Seat heights front																			
SA		9°										12°							
SD SHN	32	34	36	38	40	42	44	46	48	32	34	36	38	40	42	44	46	48	
	43	44,5	44,5	45,0	45,0	45,5	46,0	46,0	46,5	47,0	45,0	45,5	46,0	46,0	46,5	47,0	47,5	48,0	48,5
44	45,5	45,5	46,0	46,0	46,5	47,0	47,0	47,5	48,0	46,0	46,5	47,0	47,0	47,5	48,0	48,5	49,0	49,5	
45	46,5	46,5	47,0	47,0	47,5	48,0	48,0	48,5	49,0	47,0	47,5	48,0	48,0	48,5	49,0	49,5	50,0	50,5	
46	47,5	47,5	48,0	48,0	48,5	49,0	49,0	49,5	50,0	48,0	48,5	49,0	49,0	49,5	50,0	50,5	51,0	51,5	
47	48,5	48,5	49,0	49,0	49,5	50,0	50,0	50,5	51,0	49,0	49,5	50,0	50,0	50,5	51,0	51,5	52,0	52,5	
48	49,5	49,5	50,0	50,0	50,5	51,0	51,0	51,5	52,0	50,0	50,5	51,0	51,0	51,5	52,0	52,5	53,0	53,5	
49	50,5	50,5	51,0	51,0	51,5	52,0	52,0	52,5	53,0	51,0	51,5	52,0	52,0	52,5	53,0	53,5	54,0	54,5	
50	51,5	51,5	52,0	52,0	52,5	53,0	53,0	53,5	54,0	52,0	52,5	53,0	53,0	53,5	54,0	54,5	55,0	55,5	
51	52,5	52,5	53,0	53,0	53,5	54,0	54,0	54,5	55,0	53,0	53,5	54,0	54,0	54,5	55,0	55,5	56,0	56,5	
52	53,5	53,5	54,0	54,0	54,5	55,0	55,0	55,5	56,0	54,0	54,5	55,0	55,0	55,5	56,0	56,5	57,0	57,5	
53	54,5	54,5	55,0	55,0	55,5	56,0	56,0	56,5	57,0	55,0	55,5	56,0	56,0	56,5	57,0	57,5	58,0	58,5	

SA = Seat angle
SD = Seat depth
SHN = Seat height nominal (horizontal, seat angle 0°)

CONFIGURATIONS // ACCESSORIES // CLEO Teen




01 Base plates, aluminium



02 Back base, rigid



03 Back base, foldable and angle adjustable



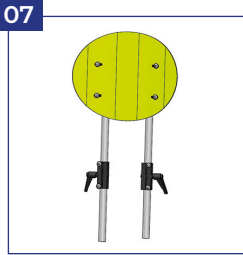
04 Back panel in frame color




05 Back cover



06 Tie down kit



07 Back rest extension



08 Cushion for back rest extension



09 Push-bar



10 Push-handles



11 Single push handles, foldable



12 Telescopic tubes



13 Standard Single push handles



14 Standard single push handles 90°



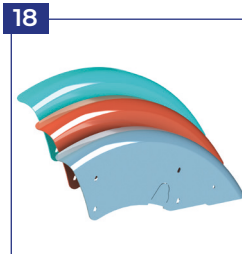
15 One hand push-handle delta form



16 HOGGI light sport brake



17 Standard brakes



18 Wheel guards aluminium



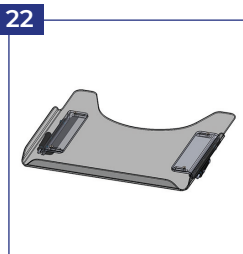
19 Wheel guards with integrated wheel lock levers



20 Wheel guards, height adjustable arm rests



21 Wheel guards, arm rests, integrated brake system



22 Therapy tray



23 Pneumatic tires



24 Pneumatic tires with drum brakes



25 Flat free tires



26 Flat free tires with drum brakes



27 Push rims aluminium anodised, standard



28 Push rims aluminium anodised, high



29 Push rims stainless steel, standard



30 Push rims stainless steel, high

CONFIGURATIONS // ACCESSORIES // CLEO Teen



29 HOGGI Extra light



30 Spoke guard, transparent



31 Spoke guard, printed



32 Wheel with rubber tire



33 Skater wheel with LED



34 PU-wheel with plastic design rim



35 Footrest hanger 90°



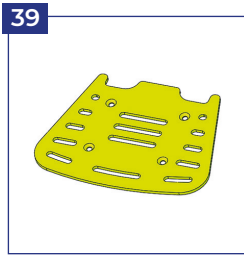
36 Adjustable footrest hanger 90-155°



37 Footrest bracket



38 Footrest bracket with interlocking



39 Footrest aluminium in frame colour



40 Heel plate alu, black



41 Single foot rest hanger



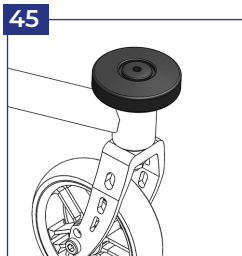
42 Two single footplates in trough shape



43 Anti tip, swingaway




44 Tip assist



45 Bumper wheels



46 Abduction block, swing away



47 Seat cushion



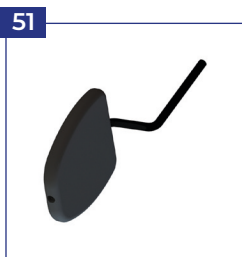
48 Back cushion



49 MDP pad holder swing away and detachable



50 MDP pad holder fixed



51 MDP trunk support




52 MDP trunk support curved



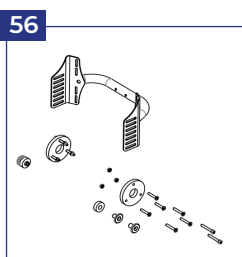
53 Universal headrest bracket



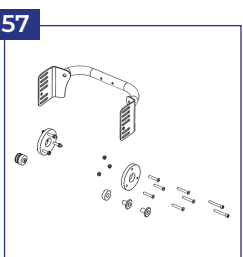
54 Headrest with occiput upholstery



55 Belt routing as a T-strap



56 Extension kit



57 Extension kit, foldable back base



58 Ankle hugger

CONFIGURATIONS // ACCESSORIES // CLEO Teen



Lap belt



4-Point lap belt



Contoured seat cushion with cover



„HOGGI align“ Contoured back cushion




Outdoor front end



Mounting adapter for Outdoor front end



Aluminum hand rim with plastic anti-slip coating



Plastic anti-slip coating in custom colour



Closed ergonomic hand rims



HOGGI Grip Plus



Maxgrepp Original push rims



Maxgrepp Ergo Para push rims



Maxgrepp Ergo Para CP push rims



Electric drive „e-fix“



One-hand drive of „ProActiv“



One-hand push bar with ratchet joint



Carbon fender



„Cosies“ Thermofleece hand warmer