



BINGO SWITCH Reha-Kinderwagen

Size 2 for children at the age of approx. 4 - 10 years

Order form incl. Exportprices (€) valid until revoked, release date 03/2024

| | |
|--------------------------------|--------------------------------|
| <input type="checkbox"/> Offer | <input type="checkbox"/> Order |
| Order number / reference | Date |
| <input type="text"/> | <input type="text"/> |
| Invoice address | |
| Company | Customer number |
| <input type="text"/> | <input type="text"/> |
| Street | City, Zip code |
| <input type="text"/> | <input type="text"/> |
| E-Mail | Telephone |
| <input type="text"/> | <input type="text"/> |
| Fax | |
| <input type="text"/> | |
| Delivery address | |
| Company | |
| <input type="text"/> | |
| Street | City, Zip code |
| <input type="text"/> | <input type="text"/> |



*The illustration shows the BINGO SWITCH in size 1

Basic configuration

Mobility base

- Compact folding
- 45° tilt in space
- Seat quickly detachable, rotatable
- Load capacity 60 kg

Seat unit

- IUS - Individual Upholstery System
- Seat depth 22 - 40 cm
- Seat width 23 - 35 cm
- Lower leg length 16 - 40 cm
- Back height 54 - 75 cm *
- Recline 90° - 160°
- Ergonomic lap belt positioning
- Angle adjustable foot plate
- Maximum load 50 kg

*From a back height of 65 cm the long push handle is recommended

Minimum information (Without this information your order can not be handled.)

| | | |
|------------------------------------|--|---|
| Frame colour: | <input type="checkbox"/> Black dull matt 032 | <input type="checkbox"/> Silver 002 |
| Upholstery single-coloured: | <input type="checkbox"/> Black 346 | <input type="checkbox"/> Berry soft 347 |
| with accessories colour black | <input type="checkbox"/> Turquoise soft 349 | <input type="checkbox"/> Grey soft 348 |
| Upholstery two-coloured: | <input type="checkbox"/> Berry soft / Black 350 | <input type="checkbox"/> Grey soft / Black 351 |
| with accessories colour black | <input type="checkbox"/> Turquoise soft / Black 352 | |

Seat depth: (22 - 40 cm)

Presettings (At missing specifications we will adjust to medium sizes. Side covers matching the upholstery color)

Back height: (54 - 75 cm)

Lower leg length: (16 - 40 cm)

Basic variations - seat unit

with/or: Please select only one version!

| | Orderno. | Colour | Description | | Qty. | Price |
|------|-------------------------------------|--------|--|-------------------|------------------|-------|
| | <input type="checkbox"/> 3234-2000 | | BINGO Evolution seat unit, size 2 | | 1 pc. | |
| with | <input type="checkbox"/> 3233-2900 | | Thigh supports, size 2, wide- and depth-adjustable * minimum seat width 25 cm | 01 | 1 pair | incl. |
| or | <input type="checkbox"/> 3233-2600 | | Hip supports, size 2, wide- and depth-adjustable, removable | (upcharge) | 02 1 pair | |
| with | <input type="checkbox"/> 3234-5100 | | Upholstery, size 2, adaptable (IUS) | 03 | 1 set | incl. |
| | <input type="checkbox"/> 3234-5190 | | Calf pad support plate and foam insert | 04 | 1 set | |
| with | <input type="checkbox"/> 3234-2500K | | Footrest hanger 90° | 05 | 1 pc. | incl. |
| or | <input type="checkbox"/> 3234-2402K | | Footrest hanger angle adjustable 85 - 170° * * minimum lower leg length 19 cm | (upcharge) | 06 1 pc. | |
| with | <input type="checkbox"/> 3231-2810 | | Foot rest bracket angle adjustable, flip up type | 07 | 1 pc. | incl. |
| or | <input type="checkbox"/> 3231-2820 | | Foot rest bracket angle adjustable, flip up type, with flip up lock | (upcharge) | 1 pc. | |
| or | <input type="checkbox"/> 3231-2830 | | Reinforced foot rest bracket "Steel SA-0430"angle adjustable, flip up type | 08 | 1 pc. | incl. |
| or | <input type="checkbox"/> 3231-2840 | | Reinforced foot rest bracket "Steel SA-0430"angle adjustable, flip up type, with flip up lock * Extra weight ca. 0,3 kg | (upcharge) | 1 pc. | |
| or | 3231-2850 | | Foot rest bracket angle adjustable, with flip up lock, for short lower leg lengths (LLL reduction by 4 cm) | (upcharge) | 1 pc. | |
| with | <input type="checkbox"/> 3231-249x | | Evo foot rest with heel stop width: <input type="checkbox"/> 3=31 <input type="checkbox"/> 4=33 <input type="checkbox"/> 5=35 (cm) | 09 | 1 pc. | incl. |
| or | <input type="checkbox"/> 3231-248x | | Evo foot rest with heel stop for short LLL width <input type="checkbox"/> 3=31 <input type="checkbox"/> 4=33 <input type="checkbox"/> 5=35 (cm) | 09 | 1 pc. | incl. |
| or | <input type="checkbox"/> 3233-2551 | | Foot plate in boat form, width ca. 35 cm | (upcharge) | 09 1 pc. | |
| or | <input type="checkbox"/> 3233-2553 | | Bingo-Evo foot plate in boat form size 2, for short LLL | (upcharge) | 09 1 pc. | |
| or | <input type="checkbox"/> 3233-2552 | 015 | Alu foot plate in boat form, size 2 (not for short LLL) | (upcharge) | 1 pc. | |
| or | <input type="checkbox"/> 3231-2465 | 015 | Alu-footplate "footprint" with heel stop, width ca. 34 cm | (upcharge) | 10 1 pc. | |

Accessories - seat unit

with/or: Please select only one version!

| | Orderno. | Colour | Description | | Qty. | Price |
|--|------------------------------------|--------|---|-----------|--------|-------|
| | <input type="checkbox"/> 3233-7600 | | Headrest pads low version, size 2 | 11 | 1 set | |
| | <input type="checkbox"/> 3203-7600 | | Headrest pads, size 2 | 12 | 1 set | |
| | <input type="checkbox"/> 3203-7601 | | Headrest pads with spacer fabric for speakers, size 2 | 13 | 1 set | |
| | <input type="checkbox"/> 3233-6900 | | Anatomical neck-headrest with length compens, size 2 | 14 | 1 set | |
| | <input type="checkbox"/> 3233-7700 | | Trunk supports, size 2, stepless height adjustable (10 x 12 x 2 cm) | 15 | 1 pair | |
| | <input type="checkbox"/> 3234-7700 | | Trunk supports, size 3, stepless height adjustable (12 x 13 x 2 cm) | | 1 pair | |
| | <input type="checkbox"/> 3201-6100 | | Lap belt | 16 | 1 pc. | |
| | <input type="checkbox"/> 3231-6702 | | 4-point lap belt, size S (for seat width 22 - 30) | 17 | 1 pc. | |
| | <input type="checkbox"/> 3231-6703 | | 4-point lap belt, size M (for seat width 28 - 36) | | 1 pc. | |
| | <input type="checkbox"/> 3201-6200 | | Five-point harness | 18 | 1 pc. | |
| | <input type="checkbox"/> 3201-6300 | | Foot straps | 19 | 1 pair | |
| | <input type="checkbox"/> 3203-6400 | | Ankle hugger, size 2 | 20 | 1 pair | |
| | <input type="checkbox"/> 3233-5300 | | Groin strap, size 2 | 21 | 1 pc. | |
| | <input type="checkbox"/> 3201-5500 | | Fixation jacket, size 2 | 22 | 1 pc. | |
| | <input type="checkbox"/> 3203-5400 | | Fixation jacket, size 3 | | 1 pc. | |
| | <input type="checkbox"/> 3201-5700 | | Chest-shoulder harness, size 2 | 23 | 1 pc. | |
| | <input type="checkbox"/> 3201-5701 | | Chest-shoulder harness, size 2 with 4 buckels | 24 | 1 pc. | |
| | <input type="checkbox"/> 3203-5600 | | Chest-shoulder harness, size 3 | | 1 pc. | |
| | <input type="checkbox"/> 3203-5601 | | Chest-shoulder harness, size 3 with 4 buckels | | 1 pc. | |
| | <input type="checkbox"/> 3231-7900 | | Abduction block size 2, swing away and removable | 25 | 1 pc. | |
| | <input type="checkbox"/> 3231-7901 | | Abduction block size 2, fixed | 26 | 1 pc. | |
| | <input type="checkbox"/> 3233-7800 | | Abduction block size 3, swing away and removable | | 1 pc. | |
| | <input type="checkbox"/> 3233-7801 | | Abduction block size 3, fixed | | 1 pc. | |
| | <input type="checkbox"/> 3232-2203 | 032 | Retainer for accessories, grab rail or therapy tray | 27 | 1 pair | |
| | <input type="checkbox"/> 3233-8100 | | Grab rail with upholstery, size 2 ¹⁾ | 28 | 1 pc. | |

Accessories - seat unit

with/or: Please select only one version!

| | Orderno. | Colour | Description | | Qty. | Price |
|--------------------------|---|------------|---|-----------|--------------|-------|
| <input type="checkbox"/> | 3233-8200 | | Therapy tray, size 2, transparent ^{1) 2) 3)} | 29 | 1 pc. | |
| <input type="checkbox"/> | 3233-8202 | | Therapy tray, size 2, transparent, height adjustable ^{1) 2)} | 30 | 1 pc. | |
| <input type="checkbox"/> | 3233-8201 | | Therapy tray, size 2, grey ^{1) 2) 3)} | | 1 pc. | |
| <input type="checkbox"/> | 3233-8203 | | Therapy tray, size 2, grey, height adjustable ^{1) 2)} | | 1 pc. | |
| | | | ¹⁾ only possible with retainer for accessories | | | |
| | | | ²⁾ only possible with seat in driving direction | | | |
| | | | ³⁾ not possible when using hip supports | | | |
| <input type="checkbox"/> | 3201-8400 | 306 | Winter warmer, size 2, black | 31 | 1 pc. | |
| <input type="checkbox"/> | 3203-8300 | 306 | Winter warmer, size 3, black | | 1 pc. | |
| <input type="checkbox"/> | 7000-0019 | | Sheep skin insert, size 2 | 32 | 1 pc. | |
| <input type="checkbox"/> | 7000-0020 | | Sheep skin insert, size 3 | | 1 pc. | |
| <input type="checkbox"/> | 3203-9200 | 306 | Rain cape, size 2, black | 33 | 1 pc. | |
| <input type="checkbox"/> | 3201-9300 | 306 | Canopy incl. adapter and rain cover, black | 34 | 1 pc. | |
| <input type="checkbox"/> | 3003-0010 | 032 | BASIC home underframe size 2 with 75 mm twin castors | 35 | 1 pc. | |
| <input type="checkbox"/> | 3003-0011 | 032 | BASIC home underframe size 2 with 125 mm castors | 36 | 1 pc. | |
| <input type="checkbox"/> | 3002-9500 | 022 | Side covers in standard color white | 37 | | |
| <input type="checkbox"/> | 3002-9500 | | Side covers matching the upholstery colour | 38 | | |
| <input type="checkbox"/> | 3002-9500 | 032 | Side covers in black | | | |
| <input type="checkbox"/> | 3002-5400 | | Push handle for BASIC home under frame | | 1 pc. | |
| <input type="checkbox"/> | 3005-0000 | 032 | COBRA indoor base, size 2, with 75 mm twin castors | 39 | 1 pc. | |
| <input type="checkbox"/> | 3005-0001 | 032 | COBRA indoor base, size 2, with 125 mm castors | 36 | 1 pc. | |
| | Presetting of the gas spring height adjustment: <input type="checkbox"/> up to 20kg, <input type="checkbox"/> up to 35kg, <input type="checkbox"/> up to 50kg | | | | | |

Basic variations - mobility base with steering wheel attachment

with/or: Please select only one version!

| | Orderno. | Colour | Description | | Qty. | Price |
|--------------------------|--|--------------|--|----------------------|--------------|-------|
| <input type="checkbox"/> | 3034-1000 | | BINGO SWITCH size 2 mobility base with steering wheel attachment | | 1 pc. | |
| <input type="checkbox"/> | 3035-1000 | | BINGO SWITCH size 2 mobility base for additional devices with steering wheel attachment | | 1 pc. | |
| with | <input type="checkbox"/> | 1281-1027 | Plastic front forks | 40 | 1 set | incl. |
| | <input type="checkbox"/> | 3202-7100 | Swivel lock for Plastic front forks | 41 | 1 set | |
| or | <input type="checkbox"/> | 1281-1028 | Aluminum front forks | (upcharge) 42 | 1 set | |
| | <input type="checkbox"/> | 3232-7100 | Swivel lock for Aluminum front forks | | 1 set | |
| | <input type="checkbox"/> | SA-0042/1-MP | Upper part push handle extended by 7 cm | | 1 pc. | |
| with | <input type="checkbox"/> | 3031-1301 | Without suspension system | | 1 set | incl. |
| or | <input type="checkbox"/> | 3031-7400 | Frame suspension system, fourfold adjustable | (upcharge) 43 | 1 set | |
| | <input type="checkbox"/> | 1131-9018 | 022 Spring set (white) for load up to 25 kg | | | |
| | <input type="checkbox"/> | 1131-9018 | 032 Spring set (black) for load up to 25 kg | | | |
| | <input type="checkbox"/> | 1131-9018 | Spring set (matching the upholstery color) for load up to 25 kg | | | |
| | <input type="checkbox"/> | 1131-9019 | 022 Spring set (white) for load above 25 kg | | | |
| | <input type="checkbox"/> | 1131-9019 | 032 Spring set (black) for load above 25 kg | | | |
| | <input type="checkbox"/> | 1131-9019 | Spring set (matching the upholstery color) for load above to 25 kg | | | |
| with | <input type="checkbox"/> | 3231-9500 | Side covers matching the upholstery color (Standard) | 44 | 1 pair | incl. |
| or | <input type="checkbox"/> | 3231-9500 | Side covers matching the frame color | 45 | 1 pair | incl. |
| with | <input type="checkbox"/> | 1219-0004S | Pneumatic wheels with 6-spoke rims | 46 | 1 set | incl. |
| or | <input type="checkbox"/> | 1219-0030 | Drum brake wheels with pneumatic tyres on black 5-spoke rims, with locking function | (upcharge) 47 | 1 set | |
| or | <input type="checkbox"/> | 1229-0004S | Polyurethan wheels with 6-spoke rims | 48 | 1 set | incl. |
| or | <input type="checkbox"/> | 1229-0009 | Polyurethan wheels with 7-spoke rims | 49 | 1 set | incl. |
| or | <input type="checkbox"/> | 1229-0030 | Drum brake wheels with polyurethan tyres on black 5-spoke rims, with locking function | (upcharge) 50 | 1 set | |
| | <input type="checkbox"/> | 3231-7201 | Attendant brake, two hand use | 51 | 1 set | |
| | <input type="checkbox"/> | 3235-7201 | Attendant brake 2, two hand use (for extended push handles) | | 1 set | |
| with | <input type="checkbox"/> | 3234-9401 | Soft accessory bag, size 2 (max. 3 kg) | 52 | 1 pc. | incl. |
| or | <input type="checkbox"/> | 3034-9402 | Accessory bag, size 2 (max. 8 kg) * | (upcharge) 53 | 1 pc. | |
| | * do not combine with tie down kit, use with seat in driving direction only | | | | | |
| or | <input type="checkbox"/> | 3204-4100 | Tray for additional equipment size 2 (only with 3035-10xx) (Custom-made) | (upcharge) 55 | 1 pc. | |
| with | <input type="checkbox"/> | 3231-1501 | Without tie down kit | | 1 set | incl. |
| with | <input type="checkbox"/> | 3231-7100 | Anti tip left and right * | | 1 set | |
| | * not possible in conjunction with frames for additional devices | | | | | |

Basic variations - mobility base with center steering wheel attachment

with/or: Please select only one version!

| | Orderno. | Colour | Description | | Qty. | Price |
|------|---|--------|---|------------|--------------|-------|
| | <input type="checkbox"/> 3034-1020 | | BINGO SWITCH size 2 mobility base with center steering wheel attachment | | 1 pc. | |
| | <input type="checkbox"/> 3035-1020 | | BINGO SWITCH size 2 mobility base for additional devices with center steering wheel attachment | | 1 pc. | |
| | <input type="checkbox"/> SA-0149/2-KP | | Swivellock for center steering wheel | | 1 set | |
| | <input type="checkbox"/> SA-0042/1-MP | | Upper part push handle extended by 7 cm | | 1 pc. | |
| with | <input type="checkbox"/> 3031-1301 | | Without suspension system | | 1 set | incl. |
| or | <input type="checkbox"/> 3031-7400 | | Frame suspension system, fourfold adjustable | (upcharge) | 43 1 set | |
| | <input type="checkbox"/> 1131-9018 | 022 | Spring set (white) for load up to 25 kg | | | |
| | <input type="checkbox"/> 1131-9018 | 032 | Spring set (black) for load up to 25 kg | | | |
| | <input type="checkbox"/> 1131-9018 | | Spring set (matching the upholstery color) for load up to 25 kg | | | |
| | <input type="checkbox"/> 1131-9019 | 022 | Spring set (white) for load above 25 kg | | | |
| | <input type="checkbox"/> 1131-9019 | 032 | Spring set (black) for load above 25 kg | | | |
| | <input type="checkbox"/> 1131-9019 | | Spring set (matching the upholstery color) for load above to 25 kg | | | |
| with | <input type="checkbox"/> 3231-9500 | | Side covers matching the upholstery color (Standard) | | 44 1 pair | incl. |
| or | <input type="checkbox"/> 3231-9500 | | Side covers matching the frame color | | 45 1 pair | incl. |
| with | <input type="checkbox"/> 1219-0056 | | Pneumatic wheels with 6-spoke rims | | 46 1 set | incl. |
| or | <input type="checkbox"/> 1219-0057 | | Drum brake wheels with pneumatic tyres on black 5-spoke rims, with locking function | (upcharge) | 47 1 set | |
| or | <input type="checkbox"/> 1229-0056 | | Polyurethan wheels with 6-spoke rims | | 48 1 set | incl. |
| or | <input type="checkbox"/> 1229-0057 | | Drum brake wheels with polyurethan tyres on black 5-spoke rims, with locking function | (upcharge) | 50 1 set | |
| | <input type="checkbox"/> 3231-7201 | | Attendant brake, two hand use | | 51 1 set | |
| | <input type="checkbox"/> 3235-7201 | | Attendant brake 2, two hand use (for extended push handles) | | 1 set | |
| with | <input type="checkbox"/> 3234-9401 | | Soft accessory bag, size 2 (max. 3 kg) | | 52 1 pc. | incl. |
| or | <input type="checkbox"/> 3034-9402 | | Accessory bag, size 2 (max. 8 kg) * | (upcharge) | 53 1 pc. | |
| | | | * do not combine with tie down kit, use with seat in driving direction only | | | |
| or | <input type="checkbox"/> 3204-4100 | | Tray for additional equipment size 2 (only with 3035-10xx) (Custom-made) | (upcharge) | 55 1 pc. | |
| with | <input checked="" type="checkbox"/> 3231-1501 | | Without tie down kit | | 1 set | incl. |
| with | <input type="checkbox"/> 3231-7100 | | Anti tip left and right * | | 1 set | |
| | | | * not possible in conjunction with frames for additional devices | | | |

Basic variations - mobility base CROSS with Aluminium front forks

with/or: Please select only one version!

| | Orderno. | Colour | Description | | Qty. | Price |
|------|---------------------------------------|--------|---|------------|------------------|-------|
| | <input type="checkbox"/> 3034-1030 | | BINGO SWITCH CROSS size 2 mobility base with steering wheel attachment | | 1 pc. | |
| | <input type="checkbox"/> 3035-1030 | | BINGO SWITCH CROSS size 2 mobility base for additional devices with steering wheel attachment | | 1 pc. | |
| | <input type="checkbox"/> SA-0042/1-MP | | Upper part push handle extended by 7 cm | | 1 pc. | |
| with | <input type="checkbox"/> 3031-1301 | | Without suspension system | | 1 set | incl. |
| or | <input type="checkbox"/> 3031-7400 | | Frame suspension system, fourfold adjustable | (upcharge) | 43 1 set | |
| | <input type="checkbox"/> 1131-9018 | 022 | Spring set (white) for load up to 25 kg | | | |
| | <input type="checkbox"/> 1131-9018 | 032 | Spring set (black) for load up to 25 kg | | | |
| | <input type="checkbox"/> 1131-9018 | | Spring set (matching the upholstery color) for load up to 25 kg | | | |
| | <input type="checkbox"/> 1131-9019 | 022 | Spring set (white) for load above 25 kg | | | |
| | <input type="checkbox"/> 1131-9019 | 032 | Spring set (black) for load above 25 kg | | | |
| | <input type="checkbox"/> 1131-9019 | | Spring set (matching the upholstery color) for load above to 25 kg | | | |
| with | <input type="checkbox"/> 3231-9500 | | Side covers matching the upholstery color (Standard) | | 44 1 pair | incl. |
| or | <input type="checkbox"/> 3231-9500 | 032 | Side covers matching the frame color | | 45 1 pair | incl. |
| or | <input type="checkbox"/> 1219-0050 | | Drum brake wheels with pneumatic tyres on black 5-spoke rims, with locking function | | 1 set | incl. |
| or | <input type="checkbox"/> 1229-0050 | | Drum brake wheels with polyurethan tyres on black 5-spoke rims, with locking function | | 1 set | incl. |
| with | <input type="checkbox"/> 3234-9401 | | Soft accessory bag, size 2 (max. 3 kg) | | 52 1 pc. | incl. |
| or | <input type="checkbox"/> 3034-9402 | | Accessory bag, size 2 (max. 8 kg) * | (upcharge) | 53 1 pc. | |
| | | | * do not combine with tie down kit, use with seat in driving direction only | | | |
| | <input type="checkbox"/> 3239-4400 | | BINGO Evolution Cross Tray for additional equipment size 2 (max. 25 kg) (only with 3035-1030/40) (Custom-made) | | 55 | |
| or | | | | (upcharge) | 1 pc. | |
| with | <input type="checkbox"/> 3231-1501 | | Without tie down kit | | 1 set | incl. |
| with | <input type="checkbox"/> 3232-7100 | | Swivel lock for Aluminum front forks | | 1 set | |
| with | <input type="checkbox"/> 3234-7100 | | Anti tip left and right * | | 1 set | |
| | | | * not possible in combination with frame for respiratory equipment | | | |

Basic variations - mobility base CROSS with Aluminium front forks

with/or: Please select only one version!

| | Orderno. | Colour | Description | Qty. | Price |
|------|---|--------|--|------------------|-------|
| | <input type="checkbox"/> 3034-1040 | | BINGO SWITCH CROSS size 2 mobility base with center steering wheel attachment | 1 pc. | |
| | <input type="checkbox"/> 3035-1040 | | BINGO SWITCH CROSS size 2 mobility base for additional devices with center steering wheel attachmentsteering | 1 pc. | |
| | <input type="checkbox"/> SA-0042/1-MP | | Upper part push handle extended by 7 cm | 1 pc. | |
| with | <input type="checkbox"/> 3031-1301 | | Without suspension system | 1 set | incl. |
| or | <input type="checkbox"/> 3031-7400 | | Frame suspension system, fourfold adjustable (upcharge) | 43 1 set | |
| | <input type="checkbox"/> 1131-9018 | 022 | Spring set (white) for load up to 25 kg | | |
| | <input type="checkbox"/> 1131-9018 | 032 | Spring set (black) for load up to 25 kg | | |
| | <input type="checkbox"/> 1131-9018 | | Spring set (matching the upholstery color) for load up to 25 kg | | |
| | <input type="checkbox"/> 1131-9019 | 022 | Spring set (white) for load above 25 kg | | |
| | <input type="checkbox"/> 1131-9019 | 032 | Spring set (black) for load above 25 kg | | |
| | <input type="checkbox"/> 1131-9019 | | Spring set (matching the upholstery color) for load above to 25 kg | | |
| with | <input type="checkbox"/> 3231-9500 | | Side covers matching the upholstery color (Standard) | 44 1 pair | incl. |
| or | <input type="checkbox"/> 3231-9500 | 032 | Side covers matching the frame color | 45 1 pair | incl. |
| with | <input type="checkbox"/> 1219-0058 | | Drum brake wheels with pneumatic tyres on black 5-spoke rims, with locking function | 1 set | incl. |
| or | <input type="checkbox"/> 1229-0058 | | Drum brake wheels with polyurethan tyres on black 5-spoke rims, with locking function | 1 set | incl. |
| with | <input type="checkbox"/> 3234-9401 | | Soft accessory bag, size 2 (max. 3 kg) | 52 1 pc. | incl. |
| or | <input type="checkbox"/> 3034-9402 | | Accessory bag, size 2 (max. 8 kg) * (upcharge) | 53 1 pc. | |
| | | | * do not combine with tie down kit, use with seat in driving direction only | | |
| | <input type="checkbox"/> 3239-4400 | | BINGO Evolution Cross Tray for additional equipment size 2 (max. 25 kg) (only with 3035-1030/40) (Custom-made) (upcharge) | 55 1 pc. | |
| or | <input checked="" type="checkbox"/> 3231-1501 | | Without tie down kit | 1 set | incl. |
| with | <input type="checkbox"/> SA-0149/2-KP | | Swivellock for center steering wheel (Custom-made) | 1 set | |
| with | <input type="checkbox"/> 3234-7100 | | Anti tip left and right * | 1 set | |
| | | | * not possible in combination with frame for respiratory equipment | | |

! BINGO Evolution Cross: Custom-made only on request !
Accessories - mobility base

with/or: Please select only one version!

| | Orderno. | Colour | Description | Qty. | Price |
|--|---------------------------------------|--------|--|-----------------|-------|
| | <input type="checkbox"/> 3202-7100 | | Swivel lock for Plastic front forks | 41 1 set | |
| | <input type="checkbox"/> 3232-7100 | | Swivel lock for Aluminum front forks | 1 set | |
| | <input type="checkbox"/> SA-0149/2-KP | | Swivellock for center steering wheel | 1 set | |
| | <input type="checkbox"/> 3031-7400E | | Frame suspension system, fourfold adjustable | 43 1 set | |
| | <input type="checkbox"/> 1131-9018 | 022 | Spring set (white) for load up to 25 kg | | |
| | <input type="checkbox"/> 1131-9018 | 032 | Spring set (black) for load up to 25 kg | | |
| | <input type="checkbox"/> 1131-9018 | | Spring set (matching the upholstery color) for load up to 25 kg | | |
| | <input type="checkbox"/> 1131-9019 | 022 | Spring set (white) for load above 25 kg | | |
| | <input type="checkbox"/> 1131-9019 | 032 | Spring set (black) for load above 25 kg | | |
| | <input type="checkbox"/> 1131-9019 | | Spring set (matching the upholstery color) for load above to 25 kg | | |
| | <input type="checkbox"/> 3034-9402E | | Accessory bag, size 2 (max. 8 kg) | 53 1 pc. | |
| | <input type="checkbox"/> 3231-9500E | | Side covers matching the upholstery or frame colour | 1 pair | |
| | <input type="checkbox"/> 3233-2552E | 015 | Aluminium foot plate in boat form, size 2 | 1 pc. | |

Custom-made

with/or: Please select only one version!

| | Orderno. | Colour | Description | | Qty. | Price |
|--------------------------|-----------------|--------|--|----|-------|-------|
| <input type="checkbox"/> | 3204-4100E | | Tray for additional equipment size 2 (only with 3037-10xx) | 55 | 1 pc. | |
| <input type="checkbox"/> | 3239-4400E | | BINGO Evolution Cross tray for additional equipment size 2 (max. 25 kg) only with 3037-1030/40 | 55 | 1 pc. | |
| <input type="checkbox"/> | 3030-4200 | | Oxygen bottle holder (d=100 mm) long, right hand attachment especially for bottles up to 75 cm * | 56 | 1 pc. | |
| <input type="checkbox"/> | 3030-4200_CROSS | | Oxygen bottle holder (d=100 mm) long, right hand attachment especially for bottles up to 75 cm * | 56 | 1 pc. | |
| <input type="checkbox"/> | 3030-4201 | | Oxygen bottle holder short version (d=100 mm), right hand attachment especially for 2 L bottles * | | 1 pc. | |
| <input type="checkbox"/> | 3030-4201_CROSS | | Oxygen bottle holder short version (d=100 mm), right hand attachment especially for 2 L bottles * | | 1 pc. | |
| <input type="checkbox"/> | SA-0225-MP | | Two adjustable angle holders for contoured oxygen bottle with velcro fasteners (upcharge) | 57 | 1 set | |
| <input type="checkbox"/> | SA-0031-KP | | Infusions bottle holder | 58 | 1 pc. | |
| <input type="checkbox"/> | SA-0016/4-MP | | Reinforced rear axle (10 kg more load capacity) (upcharge) | 59 | 1 pc. | |
| <input type="checkbox"/> | SA-0298-MP | | Seat adapter 10 cm heightened * (upcharge) | | 1 set | |
| | | | * only possible with seat facing the direction of travel | | | |
| <input type="checkbox"/> | SA-0321-MP | | Connecting parts for 2 BINGO Evolution mobility bases incl. swivel lock on rear mobility base * (upcharge) | 60 | 1 set | |
| | | | * only possible with 2 mobility bases of one size | | | |
| | | | * not possible in combination with aluminium front forks & mobility base Cross | | | |
| <input type="checkbox"/> | SA-0441-MP | | Connecting parts for Gesslein baby stroller Model F4 Air+ / S4 Air+ ahead with BINGO Evolution mobility base 3232-1000 or 3238-1000 rear * (upcharge) | | 1 set | |
| | | | * not possible in combination with aluminium front forks & mobility base Cross | | | |

Change attachments

with/or: Please select only one version!

| | Orderno. | Colour | Description | | Qty. | Price |
|-------------------------------|--------------|--------|--|----|--------|-------|
| <input type="checkbox"/> | 3032-1300E | | Steering wheel change attachment BINGO SWITCH | | 1 pair | |
| with <input type="checkbox"/> | 1281-1027 | | Plastik front forks | 40 | 1 set | incl. |
| <input type="checkbox"/> | 3202-7100 | | Swivel lock for Plastic front forks | 41 | 1 set | |
| or <input type="checkbox"/> | 1281-1028 | | Aluminium front forks (upcharge) | 42 | 1 set | |
| <input type="checkbox"/> | 3232-7100 | | Swivel lock for Aluminium front forks | | 1 set | |
| with <input type="checkbox"/> | 1219-0055 | | Steering wheels with pneumatic tyres on 3-spoke rims | 46 | 1 set | incl. |
| or <input type="checkbox"/> | 1229-0055 | | Steering wheels with PU tyres on 3-spoke rims | 48 | 1 set | incl. |
| or <input type="checkbox"/> | 1229-0054 | | Steering wheels with PU tyres on 7-spoke rims | 49 | 1 set | incl. |
| <input type="checkbox"/> | 3034-1501E | | Center steering wheel interchangeable attachment BINGO SWITCH (2 / 2XL), pneumatic tires | | 1 set | |
| <input type="checkbox"/> | 3034-1502E | | Center steering wheel interchangeable attachment BINGO SWITCH (2 / 2XL), PU tires | | 1 set | |
| <input type="checkbox"/> | SA-0149/2-KP | | Swivellock for center steering wheel | | 1 set | |

Extra equipment

with/or: Please select only one version!

| | Orderno. | Colour | Description | | Qty. | Price |
|--------------------------|-----------|--------|---|----|--------|-------|
| <input type="checkbox"/> | 7000-0010 | | Buggy-Board | 61 | 1 pc. | |
| <input type="checkbox"/> | 7000-0012 | 306 | Sun shade, black | 62 | 1 pc. | |
| <input type="checkbox"/> | 7000-0006 | | Headrest speakers, for headrest pads 3203-7601 | 63 | 1 set | |
| <input type="checkbox"/> | 7000-0202 | 306 | Changing backpack, black | 64 | 1 pc. | |
| <input type="checkbox"/> | 7000-0199 | | "Cosies" Thermofleece hand warmer for companion | 65 | 1 pair | |

Pre-assembly of pads, upholstery parts & belts

| | Orderno. | Colour | Description | | Qty. | Price |
|--------------------------|-----------|--------|--|--|-------|-------|
| <input type="checkbox"/> | 6999-1012 | | BINGO Evolution Pre-assembly service (without settings) | | 1 pc. | |


CONFIGURATIONS // ACCESSORIES // BINGO SWITCH




Thigh supports



Hip supports



IUS - Upholstery



Calf pad support plate and foam insert



Footrest hanger 90°



Footrest hanger angle adjustable 85 - 170°



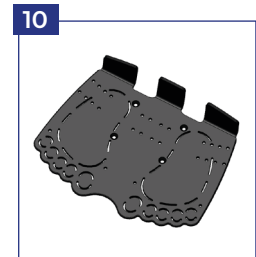
Footrest flip up lock



Reinforced steel footplate-carrier



Footplate with heel stop or boat form



Alu-footplate „foot-print“ with heel stop



Headrest pads low version



Headrest pads



Headrest pads with spacer fabric for speakers



Anatomical neck-headrest



Trunk supports



Lap belt



4-point lap belt



Five-point harness



Foot straps



Ankle hugger



Groin strap



Fixation jacket



Chest-shoulder harness



Chest-shoulder harness with 4 buckles



Abduction block, swing away and removable



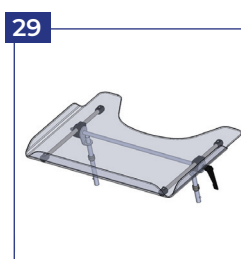
Abduction block, fixed



Retainer for accessories



Grap rail with upholstery



Therapy tray



Therapy tray, height adjustable

CONFIGURATIONS // ACCESSORIES // BINGO SWITCH



Winter warmer



Sheep skin insert



Rain cape



Canopy



BASIC home underframe,
75 mm twin castors



125 mm castors



Side covers in standard
color white



Side covers matching the
upholstery colour



COBRA indoor base,
75 mm twin castors



Plastic front forks



Swivel lock



Aluminum front forks



Frame suspension
system



Side covers matching the
upholstery color



Side covers matching
the frame color



Pneumatic wheel,
front wheel



Pneumatic wheel,
rear wheel



Pneumatic tyres front
wheel, Drum brake wheel



Pneumatic tyres rear
wheel, Drum brake wheel



Polyurethan wheel,
front wheel



Polyurethan wheel,
rear wheel



Polyurethan wheel front
wheel, black rim



Polyurethan wheel rear
wheel, black rim



Polyurethan tyres front
wheel, Drum brake wheel



Polyurethan tyres rear
wheel, Drum brake wheel



Attendant brake,
two hand use




Soft accessory bag



Accessory bag



Tie down kit according to
ISO 7176-19



Tray for additional
equipment

CONFIGURATIONS // ACCESSORIES // BINGO SWITCH



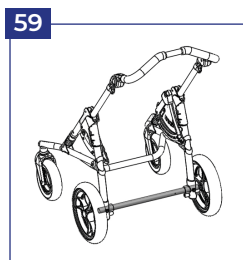
Oxygen bottle holder



Adjustable Angle brackets



Infusions bottle holder



Reinforced rear axle



Connecting parts for mobility bases



Buggy-Board



Sun shade, grey



Headrest speakers



Changing backpack



„Cosies“ Thermofleece hand warmer